



WILLAMETTE GRAYSTONE CATALOG | Vol. V
PAVERS | WALLS | OUTDOOR LIVING



Panorama™ Supra

Image on Front: Vintage Stone Tumbled



Imagine the possibilities...

Every day, Keystone Hardscapes helps turn possibilities into realities: an intimate backyard gathering space to entertain family and friends... a plaza with a unique, stylish ambiance... a stunning driveway and walkways to make that great first impression...

Keystone Hardscapes is where beauty, versatility and function meet. Since the 1980s, our products have been installed in thousands of residential and commercial properties. Our innovative pavers, walls and outdoor living elements continue to be favorites of homeowners, contractors, designers and developers.

Locally made products, nationally trusted brand. Trust us to help bring your next project to life.

keystonehardscapes.com



Plaza Stone Rectangles and Squares

Application Key

PAVERS		WALLS	
Pedestrian		Retaining Walls	
Light Vehicular		Freestanding Walls	
Medium Vehicular		Outdoor Living	
Heavy Vehicular			
Permeable			
ADA Compliant			




06	GET INSPIRED
	Outdoor Living 6
	Driveways 12
	Poolside 18
25	PAVER COLLECTION
	Premium Pavers
	Panorama™ Demi & Supra 26
	Venetian® Flag 28
	Venetian® - Tumbled 30
	Pavers
	24" Square 32
	CityStone™ 6x12 33
	CityStone™ Demi & Supra 34
	Holland Stone 36
	Plaza Stone - Rectangles & Squares 38
	Plaza Stone Circle 40
	Taverna® 42
	Verona™ 3x12 43
	Vintage Stone® - Tumbled 44
	Specialty Use Pavers
	CityScape ADA 46
	Coping Stone 47
	Permeable Pavers
	Eco-CityLock® 48
	Eco-Panorama™ Demi 50
	Eco-Elite 5x10 52
	Grasstone™ II 54
	SF Rima® 56
	Paver Installation Guide 57
59	WALL COLLECTION
	Structural Walls
	Keystone Compac® - Straight & Victorian 60
	Keystone Standard® - Straight 62
	Regal Stone Pro® - RockFace 64
	Landscape Walls
	Harington® - 6" Medley 66
	Harington® Freestanding 3-pc 68
	Regal Stone® - Straight & Tri-plane 70
	Stonegate® - Contemporary 72
	Stonegate® - Old World 74
	RockWall® 76
	10" & 12" Landscape Walls 77
	Wall Caps, Corners & Step Tread 78
81	OUTDOOR LIVING
	Premium Fire Pit Kits 82
	Basic Fire Pit Kits 84
	Fireplace Kit 86
	Stonegate® Project Designs 87
89	RESOURCES
	Color Matrix 90
	Product Specifications 91
	Laying Patterns 95
	Bagged Rock 98
	Accessories 99





Stonegate® - Contemporary



Venetian® - Tumbled



Plaza Stone






Stonegate®




Outdoor Living



Venetian® - Tumbled



Harington® Medley



Venetian® Flag



Driveways



Panorama™ Demi




Driveways



Venetian® - Tumbled



Venetian® - Tumbled



Eco-Panorama™ Demi



Driveways




Plaza Stone



Poolside



Venetian® - Tumbled




Panorama™ Supra



CityStone™ Demi pavers & Harington® wall



Poolside




Plaza Stone




Poolside



CityStone™



Venetian® - Tumbled pavers & Harington® wall



Venetian® Flag



Panorama™ Supra pavers & Regal Stone Pro® wall

Available Finishes



STANDARD
Classic, through-mix
surface



TUMBLED
Well-weathered charm



PLATINUM
Facemix design offers
superior color,
texture and endurance



Contents

25

PAVER COLLECTION

Premium Pavers

Panorama™ Demi & Supra	26
Venetian® Flag	28
Venetian® - Tumbled	30

Pavers

24" Square	32
CityStone™ 6x12	33
CityStone™ Demi & Supra	34
Holland Stone	36
Plaza Stone - Rectangles & Squares	38
Plaza Stone Circle	40
Taverna®	42
Verona™ 3x12	43
Vintage Stone® - Tumbled	44

Specialty Use Pavers

CityScape ADA	46
Coping Stone	47

Permeable Pavers

Eco-CityLock®	48
Eco-Panorama™ Demi	50
Eco-Elite 5x10	52
Grasstone™ II	54
SF Rima®	56

Paver Installation Guide	57
--------------------------------	----





Let this six-piece series bring your next hardscape design to life with sophistication and style. Panorama Demi & Supra can also be installed as two stand-alone three-piece paving systems.

PANORAMA™

Demi & Supra



Granite Blend



Victorian Blend



Walnut Blend



Bluestone Blend
Special Order

Colors printed here are as true a match as the printing process will allow. For best matching results, please refer to actual samples.



4x8
3¹⁵/₁₆" x 7⁷/₈" x 2³/₈"



8x8
7⁷/₈" x 7⁷/₈" x 2³/₈"



8x12
7⁷/₈" x 11¹³/₁₆" x 2³/₈"

#367 Demi - Bundle^{1,2}



8x16
7⁷/₈" x 15³/₄" x 2³/₈"



16x16
15³/₄" x 15³/₄" x 2³/₈"



16x24
15³/₄" x 23⁵/₈" x 2³/₈"

#368 Supra - Bundle¹




Venetian Flag is perfect for the customer who desires the look of flagstone without the high cost. Irregular shapes and a textured surface create outdoor spaces that integrate seamlessly with their surroundings.



VENETIAN®

Flag



Victorian Blend



Walnut Blend



Bluestone Blend



Granite Blend

Special Order

Colors printed here are as true a match as the printing process will allow. For best matching results, please refer to actual samples.



Stone A



Stone B



Stone C



Stone D



Stone E

#369 Bundle



A uniquely attractive textured surface sets Venetian apart from ordinary pavers, allowing for a dynamic interaction with sunlight and evoking the timeless beauty of flagstone. They are ideal for residential and commercial applications.

VENETIAN®

Tumbled



Granite Blend



Victorian Blend



Walnut Blend

Colors printed here are as true a match as the printing process will allow. For best matching results, please refer to actual samples.



6x6

5¹⁵/₁₆" x 5¹⁵/₁₆" x 2³/₈"



6x9

5¹⁵/₁₆" x 8⁷/₈" x 2³/₈"



#269T - 6x12

5¹⁵/₁₆" x 11¹³/₁₆" x 2³/₈"



#270T - 12x12

11¹³/₁₆" x 11¹³/₁₆" x 2³/₈"

#267T Bundle

24" SQUARE



Concrete step stones instantly add beauty and value to any landscape.



Charcoal

Pewter

Colors printed here are as true a match as the printing process will allow. For best matching results, please refer to actual samples.




#737 - 24x24
24" x 24" x 2"

CITYSTONE™

6x12



CityStone offers smooth surfaces and classical chamfers defining each stone to create texture and visual structure.



Charcoal

Colors printed here are as true a match as the printing process will allow. For best matching results, please refer to actual samples.



#287 - 6x12
5¹⁵/₁₆" x 11¹³/₁₆" x 2³/₈"

Stocked in 60mm. Special Order in 80mm.

This product works in conjunction with Holland Stone.



CityStone pavers deliver a sleek, modern style and sophistication. CityStone Demi & Supra can be installed as stand-alone three-piece, or a combined a six-piece, paving system.



CITYSTONE™

Demi & Supra



1

2



Granite Blend



Victorian Blend



Walnut Blend

Colors printed here are as true a match as the printing process will allow. For best matching results, please refer to actual samples.



4x8
 $3\frac{15}{16}'' \times 7\frac{7}{8}'' \times 2\frac{3}{8}''$



8x8
 $7\frac{7}{8}'' \times 7\frac{7}{8}'' \times 2\frac{3}{8}''$



8x12
 $7\frac{7}{8}'' \times 11\frac{13}{16}'' \times 2\frac{3}{8}''$

#363 Demi - Bundle^{1,2}



8x16
 $7\frac{7}{8}'' \times 15\frac{3}{4}'' \times 2\frac{3}{8}''$



16x16
 $15\frac{3}{4}'' \times 15\frac{3}{4}'' \times 2\frac{3}{8}''$



16x24
 $15\frac{3}{4}'' \times 23\frac{5}{8}'' \times 2\frac{3}{8}''$

#364 Supra - Bundle¹



Holland Stone offers the charm and versatility of a simple rectangular shape. From simplistic to intricate, pattern options are almost endless. Maximize design potential by combining pattern and color options.

HOLLAND STONE



Charcoal



Pewter



Sierra Blend



Truckee Blend



Walnut Blend

Colors printed here are as true a match as the printing process will allow. For best matching results, please refer to actual samples.



#217
 $3\frac{15}{16}$ " x $7\frac{7}{8}$ " x $2\frac{3}{8}$ "

Stocked in 60mm. Special Order in 40mm, 80mm & 120mm.
 This product works in conjunction with CityStone™.




Plaza Stone creates a welcoming effect with its "pillow top" surface and soft curved edges. The classic square and rectangle shapes make this a versatile paving system for both commercial and residential settings.



PLAZA STONE

Rectangles & Squares



Granite Blend



Victorian Blend



Walnut Blend

Colors printed here are as true a match as the printing process will allow. For best matching results, please refer to actual samples.



#646 - Square^{1,2}
5½" x 5½" x 2⅜"



#606 - Rectangle¹
5½" x 8¼" x 2⅜"

Stocked in 60mm. Special Order in 80mm.



Add design distinction to an outdoor space with the multi-shape Plaza Stone Circle. This circle pack can be combined any other Plaza Stone paver to extend the visual impact and appeal of your project.



PLAZA STONE

Circle



Granite Blend



Victorian Blend
Standard Colors



Walnut Blend



Granite Blend



Victorian Blend
Tumbled Colors



Walnut Blend

Colors printed here are as true a match as the printing process will allow. For best matching results, please refer to actual samples.



A - Center
5½" x 2¾" x 2⅜"



B - Wedge
5½" x 6⅜" x 2⅜"



C - Trap
5½" x 4½" x 2⅜"



D - Twinkie
5½" x 2¾" x 2⅜"



E - ¾ Square
5½" x 4⅛" x 2⅜"

#637 Bundle

Available in tumbled and untumbled.

TAVERNA®



Riven stone surfaces and softened edges create the natural look of weathered flagstone.



Truckee Blend



Colors printed here are as true a match as the printing process will allow. For best matching results, please refer to actual samples.



#253 - 8x12
7 7/8" x 11 13/16" x 2"



#264 - 16x16
15 3/4" x 15 3/4" x 2"

VERONA™

3x12



The Verona series features planks and slabs with a clean, urban look through minimalist detailing.



Charcoal



Pewter

Colors printed here are as true a match as the printing process will allow. For best matching results, please refer to actual samples.



#339 - 3x12
3" x 12" x 4"



The Vintage Stone product line delivers scale, color, and modular design options for unique pavement expression. Its random pattern creates an infinite number of impression possibilities, making it one of the most popular pavers.

VINTAGE STONE®

Tumbled



Sierra Blend



Victorian Blend



Walnut Blend

Colors printed here are as true a match as the printing process will allow. For best matching results, please refer to actual samples.



#282T - 6x6
5¹⁵/₁₆" x 5¹⁵/₁₆" x 2³/₈"




#292T - 6x9
5¹⁵/₁₆" x 8⁷/₈" x 2³/₈"

CITYSCAPE ADA

Detectable Warning Paver



Provides visual and textural guidance provisions for wheelchair and pedestrian access to streets and sidewalks for public right of way.



Colors printed here are as true a match as the printing process will allow. For best matching results, please refer to actual samples.



#200
3¹⁵/₁₆" x 7⁷/₈" x 2³/₈"

COPING STONE



Coping Stones are a perfect addition to any hardscape project and are most commonly used as edging around pools.



Charcoal

Colors printed here are as true a match as the printing process will allow. For best matching results, please refer to actual samples.



#301
4" x 9" x 2³/₈"



An innovative modular permeable paver system with contemporary aesthetics, the Eco-CityLock series delivers a sustainable, pervious pavement surface.



ECO-CITYLOCK®



Pewter

Colors printed here are as true a match as the printing process will allow. For best matching results, please refer to actual samples.



#314 - 4x8^{1,2}
4" x 8" x 2³/₈"



#313 - 4x12^{1,2,3}
4" x 12" x 4"



#312 - 4x16¹
4" x 16" x 4"

Special Order



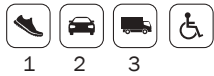


Offering the appearance of weathered cut flagstone while reducing, or eliminating, stormwater detention.



ECO-PANORAMA™

Demi



Victorian Blend




Walnut Blend
Special Order

Colors printed here are as true a match as the printing process will allow. For best matching results, please refer to actual samples.



4x8
4" x 8" x 3 1/8"



8x8
8" x 8" x 3 1/8"



8x12
8" x 12" x 3 1/8"

#366 - Bundle





Eco-Elite is a permeable paver that creates a durable, pedestrian-friendly stormwater management solution. The unit's smooth, flat surface meets ADA standards and is able to accommodate both high heels and wheelchairs.

ECO-ELITE®

5x10



Pewter
Special Order

Colors printed here are as true a match as the printing process will allow. For best matching results, please refer to actual samples.

All colors are special order. Contact salesperson for leadtime as well as color & texture options



#MBP7101
5" x 10" x 3 1/8"






This grid paver permits water infiltration and establishes vegetation while creating a suitable platform for intermittent light vehicular use.



GRASSTONE™ II



Pewter

Colors printed here are as true a match as the printing process will allow. For best matching results, please refer to actual samples.



#189
23⁵/₈" x 15³/₄" x 3¹/₈"




SF RIMA®



*

*Varies with pattern selection.

SF Rima reduces your impact on the environment by allowing rainwater drainage through a permeable system.




Pewter




Walnut Blend

SPECIAL ORDER



Turf Joint



Drain Rock Joint
(ADA Compliant)

Colors printed here are as true a match as the printing process will allow. For best matching results, please refer to actual samples.



#SFRIMA
9½" x 9½" x 3⅛"



PAVER INSTALLATION GUIDE



1

Excavate unsuitable, unstable or unconsolidated subgrade material and compact the area which has been cleared. Backfill and level with dense graded aggregate suitable for base material - typically a minimum 4 inch to 8 inches thick (102mm - 203mm). Compact base to optimum moisture/density or as otherwise directed by site engineer/architect/landscape architect.



2

Place bedding course of washed sand conforming to the grading requirements of ASTM C 33 to a maximum uniform depth of 1-1 1/2 inch (25-38mm). Screed to the grade and profile required.



3

Install pavers with joints to a nominal 1/8 inch (3mm).



4

Where required, cut pavers with an approved cutting device to fit accurately, neatly, and without damaged edges.

5

Compact using a plate compactor with neoprene mats attached to the compactor or use a rubber roller compactor. Alternatively compact with a standard steel plate compactor using sheets of plywood on top of the paving units. Do not compact paving units directly on top with a standard plate compactor.

6

Post-compaction, spread and sweep dry ASTM C 33 or ASTM C 144 sand over the entire paving area.

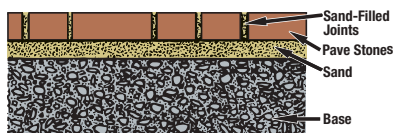
7

Make one more pass with the plate compactor using neoprene mats, rubber rollers, or plywood to completely fill the joints with sand.

8

Sweep paver surface clean for final acceptance by owner/owner's agent.

**TYPICAL
CROSS SECTION
OF CONCRETE
PAVER INSTALLATION**



Complete installation and specification details are available by contacting your Willamette Graystone Sales Representative.

THE NATURE OF EFFLORESCENCE

Another cause of color variation in paving stones and wall stones may be the natural phenomenon called efflorescence. Efflorescence, a deposit of white salts consisting of mostly calcium carbonate, may appear as a white powder on the paver or wall surface and in no way affects the structural integrity. This phenomenon occurs in all concrete and although it cannot be completely prevented from occurring, efflorescence generally will weather off and disappear over time or can be removed with cleaners at the job site.

COLOR VARIATIONS

As in all natural materials, color in paving stones and wall stones has inherent variations. Paver and wall colors are affected by the variances in the raw materials, concrete mixture, moisture content, climactic conditions, and other variations. Therefore, the colors shown are approximate representations of paver and wall colors, but should not be expected to be an exact match of what will be delivered.



Stonegate®


Structural Walls

Keystone Compac® - Straight & Victorian	60
Keystone Standard® - Straight	62
Regal Stone Pro® - RockFace	64

Landscape Walls

Harington® - 6" Medley	66
Harington® Freestanding 3-pc	68
Regal Stone® - Straight & Tri-plane	70
Stonegate® - Contemporary	72
Stonegate® - Old World	74
RockWall®	76
10" & 12" Landscape Walls	77

Wall Caps, Corners & Step Tread	78
---------------------------------------	----





STRAIGHT

Featuring unrivaled aesthetic options, cost-saving versatility and proven performance, installers prefer the Compac's lighter weight, shorter tail design and proven pin connection.



KEYSTONE COMPAC®

Straight & Victorian



Pewter
Straight Color



Granite Blend



Walnut Blend

Victorian Colors

Colors printed here are as true a match as the printing process will allow. For best matching results, please refer to actual samples.

See page 79 for cap and corner options.



#110170N
Straight
8" x 18" x 12"



#110178N
Victorian
8" x 18" x 12"



2 Connection
pins required
per unit.



The Keystone Standard III features combine with sound engineering to produce a commercial retaining wall with exceptional structural stability and efficiencies.



KEYSTONE STANDARD®

Straight



Pewter

Colors printed here are as true a match as the printing process will allow. For best matching results, please refer to actual samples.

See page 79 for cap and corner options.



#110173N
8" x 18" x 21"



2 Connection
pins required
per unit.



Regal Stone Pro - RockFace produces the latest look and appeal in architectural design. Its use of multiple shape patterning and alternating scale create new and innovative application potential for site work design.

REGAL STONE PRO®

RockFace



Granite Blend



Walnut Blend

Colors printed here are as true a match as the printing process will allow. For best matching results, please refer to actual samples.

See page 79 for cap and corner options.



#818
8" x 18" x 12"




Harington - Medley offers scored and straight split units achieving the beauty of a three-piece system with the efficiencies of a single unit installation. The 3" and 6" units combined offer an ashlar appearance.



HARINGTON®

6" Medley



Granite Blend



Victorian Blend



Walnut Blend

Colors printed here are as true a match as the printing process will allow. For best matching results, please refer to actual samples.

See page 79 for cap and corner options.



Left Score
6" x 18" x 12"



Straight
6" x 18" x 12"



Right Score
6" x 18" x 12"

#870 6" Medley Bundle



The Harington Freestanding 3-piece wall is crafted in compelling colors and rough-hewn textures. Create curved or straight freestanding walls, columns, outdoor kitchens and fire features with this versatile system.




HARINGTON®

Freestanding 3-pc



Granite Blend



Victorian Blend



Walnut Blend

Colors printed here are as true a match as the printing process will allow. For best matching results, please refer to actual samples.


See page 79 for cap and corner options.



Small
6" x 6"/4" x 9"



Medium
6" x 12"/10" x 9"



Large
6" x 18"/16" x 9"

#889 Bundle



TRI-PLANE

The Regal Stone - Straight and Tri-plane continue to provide economy of effort in a structural product. The rear lip facilitates construction, ensuring proper alignment and precise setback.

REGAL STONE®

Straight & Tri-plane



Pewter



Walnut Blend

Colors printed here are as true a match as the printing process will allow. For best matching results, please refer to actual samples.



#822 - Straight
6" x 16¾" x 12"



#821 - Tri-plane
6" x 15½" x 12"



The smooth stone appearance of Stonegate - Contemporary has a modern appeal. Produced in colors that enhance its antiqued cut stone appearance, it is perfect for outdoor living projects, freestanding and retaining walls.



STONEGATE®

Contemporary



Charcoal



Granite Blend



Victorian Blend



Walnut Blend

Colors printed here are as true a match as the printing process will allow. For best matching results, please refer to actual samples.



Small
6" x 6"/4" x 10"



Medium
6" x 12"/10" x 10"



Large
6" x 16"/14" x 10"



#110177 - Cap
3" x 12" x 11"



2 Connection pins
required per unit.

#110176 Bundle



Reminiscent of the charming walls of the European countryside, Keystone's Stonegate features a smoothly weathered stone appearance, perfect for outdoor living projects, freestanding and retaining walls.

STONEGATE®

Old World



Charcoal



Granite Blend



Victorian Blend



Walnut Blend

Colors printed here are as true a match as the printing process will allow. For best matching results, please refer to actual samples.



Small
6" x 6"/4" x 10"



Medium
6" x 12"/10" x 10"



Large
6" x 16"/14" x 10"



#110177T - Cap
3" x 12" x 11"



2 Connection pins
required per unit.

#110176T Bundle

ROCKWALL®



Environmentally friendly and easy to install, this unit can be configured in a variety of ways to create walls that naturally flow with landscape contours.



Granite Blend



Sierra Blend



Truckee Blend



Walnut Blend

Colors printed here are as true a match as the printing process will allow. For best matching results, please refer to actual samples.




#875
4" x 11⁵/₈" x 6³/₄"

10" & 12" LANDSCAPE WALLS



To create the perfect design elements for a residential yard, use these low-maintenance, easy-to-install units.



Pewter



River Red



Sierra Blend



Pewter



River Red



Winter Blend

#807 - 10" Color Availability

#811 - 12" Color Availability

Colors printed here are as true a match as the printing process will allow. For best matching results, please refer to actual samples.



#807 - 10"
3" x 10" x 5 $\frac{5}{8}$ "



#811 - 12"
4" x 11 $\frac{5}{8}$ " x 6 $\frac{3}{4}$ "



Add the perfect finishing details with wall caps and corners. The smaller scale of the cap combines with the larger scale wall unit to give the completed installation a distinctive and professionally rendered appearance.

WALL CAPS, CORNERS & STEP TREAD

#814 - 2" Rectangle Cap



Granite Blend



Sierra Blend



Truckee Blend



Walnut Blend

#110819 - 3" Rectangle Cap



Charcoal



Granite Blend



Victorian Blend



Walnut Blend

#110894 - 6" Corner



Granite Blend



Victorian Blend



Walnut Blend

#110866 - 8" Corner



Granite Blend



Pewter



Walnut Blend

#830 - 4" Trapezoid Cap



Pewter

#DWSTEP - Step Tread



Gray



Walnut Blend

Colors printed here are as true a match as the printing process will allow. For best matching results, please refer to actual samples.



#814
2" Rectangle Cap
2" x 11⁷/₈" x 8"



#110819
3" Rectangle Cap
3" x 18" x 12¹/₂"



#110894
6" Corner
6" x 18" x 9"



#110866
8" Corner
8" x 18" x 9"



#830
4" Trapezoid Cap
4" x 17¹/₂" x 10¹/₂"



#DWSTEP
6" Step Tread
6" x 16" x 12"



Rumblestone® Square Fire Pit



Contents

81	OUTDOOR LIVING
Premium Fire Pit Kits	82
Basic Fire Pit Kits	84
Fireplace Kit	86
Stonegate® Project Designs	87



Rumblestone® Round Fire Pit

PREMIUM SQUARE FIRE PIT KIT

RumbleStone®



Granite Blend



Sierra Blend



Metal Inserts Available

Dimensions	Included	Product Number
Height: 14" Outside Diameter: 38.5"	32 RumbleStone Mini units, 12 RumbleStone Medium units, 24 Rumblestone Large units, 1 welded insert, 5 bags of sand and 4 tubes of adhesive	#SQPIT2 - without grate #SQPIT2G - with grate

Contact your local Willamette Graystone representative for options on metal inserts available.



WARNING:

Combustion byproducts produced when using this product include carbon monoxide, a chemical known to the State of California to cause birth defects or other reproductive harm.

Colors printed here are as true a match as the printing process will allow. For best matching results, please refer to actual samples.

PREMIUM ROUND FIRE PIT KITS

RockWall®



Victorian Blend



Metal Inserts Available

Dimensions	Included	Product Number
Height: 14" Outside Diameter: 41"	30 6x8 RockWall units, 30 RockWall caps, 3 bags of sand, 1 welded insert and 2 tubes of adhesive	#RWMFPVB - without insert #RWMFPVBWIN - with insert

Contact your local Willamette Graystone representative for options on metal inserts available.

RumbleStone®



Granite Blend



Sierra Blend



Metal Inserts Available

Dimensions	Included	Product Number
Height: 14" Outside Diameter: 45.8"	(1) 31" round insert, 48 RumbleStone Mini units, 48 RumbleStone Trapezoid units, 1 welded insert, 5 bags of sand and 4 tubes of adhesive	#RDPIT2 - without grate #RDPIT2G - with grate

Contact your local Willamette Graystone representative for options on metal inserts available.



WARNING:

Combustion byproducts produced when using this product include carbon monoxide, a chemical known to the State of California to cause birth defects or other reproductive harm.

Colors printed here are as true a match as the printing process will allow. For best matching results, please refer to actual samples.

BASIC SQUARE FIRE PIT KITS

RumbleStone®



Square Kit #2

Dimensions	Included		Product Number
14" h x 38.5" W	32	Mini	#RSK504
	12	Medium	
	24	Large	



Square Kit #3

Dimensions	Included		Product Number
21" h x 38.5" W	32	Mini	#RSK505
	16	Medium	
	32	Large	



Square Kit #4

Dimensions	Included		Product Number
21" h x 38.5" W	40	Mini	#RSK506
	16	Medium	
	33	Large	



Visit <https://www.pavestone.com/projectfamily/Fire%20Pits> for a complete line of Rumblestone fire pit kits.

WARNING:
Combustion byproducts produced when using this product include carbon monoxide, a chemical known to the State of California to cause birth defects or other reproductive harm.

Colors printed here are as true a match as the printing process will allow. For best matching results, please refer to actual samples.

BASIC ROUND FIRE PIT KITS

RumbleStone®



Mini



Trapezoid



Snap Together Insert

Round Kit #1: 3-course Kit

Dimensions	Included		Product Number
Height: 10.5" Outside Diameter: 45.8"	36	Mini	#RSK557
	36	Trapezoid	



Round Kit #2: 4-course Kit

Dimensions	Included		Product Number
Height: 14" Outside Diameter: 45.8"	48	Mini	#RSK558
	48	Trapezoid	



Visit <https://www.pavestone.com/projectfamily/Fire%20Pits> for a complete line of Rumblestone fire pit kits.

WARNING:
Combustion byproducts produced when using this product include carbon monoxide, a chemical known to the State of California to cause birth defects or other reproductive harm.

Colors printed here are as true a match as the printing process will allow. For best matching results, please refer to actual samples.

FIREPLACE KIT

RumbleStone®



Granite Blend



Sierra Blend



Nominal Dimensions	Included	Product Number
84"W x 94½"H	2 pallets of RumbleStone Large, 2 pallets of RumbleStone Medium, 1 pallet of RumbleStone Mini, 1 firebox, 1 custom fit 21" log grate designed to burn wood logs, (1) 14" chimney, and 24 tubes of polyurethane adhesive.	#53377 - Sierra #53357 - Granite

Contact your local Willamette Graystone representative for options on metal inserts available.



WARNING:

Combustion byproducts produced when using this product include carbon monoxide, a chemical known to the State of California to cause birth defects or other reproductive harm.

Colors printed here are as true a match as the printing process will allow. For best matching results, please refer to actual samples.



Visit www.keystonehardscapes.com for more outdoor living inspiration and designs that can be created with Stonegate®.



Benches



Columns



Fire Pits

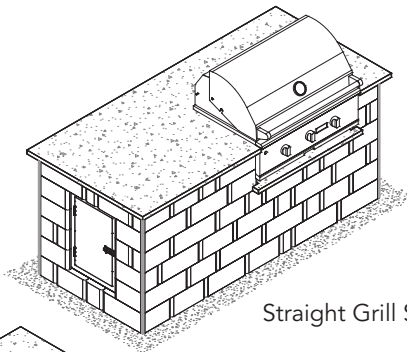



Outdoor Kitchens




Fireplaces

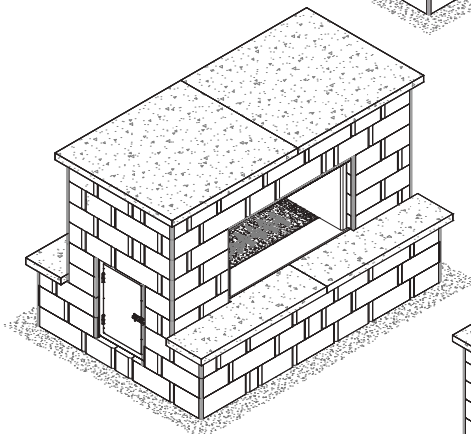
No-Cut Designs • Full Pallet • Less Labor • Easy Installation



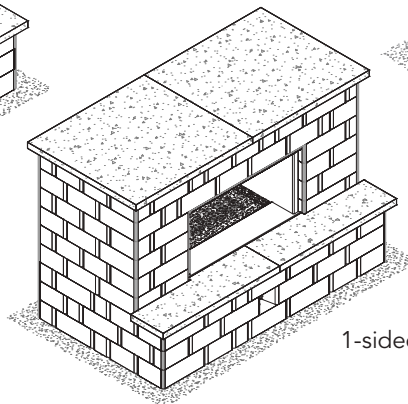
Straight Grill Station




L-shaped Grill Station - without seating



2-sided Fireplace



1-sided Fireplace



L-shaped Grill Station - with seating



Panorama™ Supra pavers / Harington® Freestanding wall / RumbleStone® Fire Pit



Contents

89	RESOURCES
	Color Matrix90
	Product Specifications91
	Laying Patterns95
	Bagged Rock98
	Accessories99



COLOR MATRIX

This color matrix serves as a guide for color selection across product lines.

		Bluestone Blend	Charcoal	Granite Blend	Gray	Oaks Blend	Pewter	Red	River Red	Sierra Blend	Truckee Blend	Victorian Blend	Winter Blend	Walnut Blend
Prod. #	PAVER COLLECTION													
367, 368	Panorama™ Demi & Supra	SO		•								•		•
369	Venetian® - Flag	SO		SO								•		•
267T, 269T, 270T	Venetian® - Tumbled			•								•		•
737	24" Square		•				•							
287	CityStone™ 6x12		•											
363, 364	CityStone™ Demi & Supra			•								•		•
217	Holland Stone		•				•			•	•			•
646, 606	Plaza Stone			•								•		•
637	Plaza Stone Circle			•								•		•
637T	Plaza Stone Circle - Tumbled			•								•		•
253, 264	Taverna®	•									•			•
339	Verona™		•				•							
282T, 292T	Vintage Stone® - Tumbled									•		•		•
200	CityScape ADA		SO					SO						
301	Coping Stone		•											
314	Eco-CityLock® - 4x8						•							
312, 313	Eco-CityLock® - 4x12 & 4x16						SO							
366	Eco-Panorama™ Demi											•		SO
MBP7101	Eco-Elite™ 5x10													
189	Grasstone™ II						•							
SFRIMA	SF RIMA®						SO							SO
	WALL COLLECTION													
110170N	Keystone Compac® - Straight						•							
110178N	Keystone Compac® - Victorian			•										•
110173N	Keystone Standard® - Straight						•							
818	Regal Stone Pro® - RockFace			•										•
870, 877, 883	Harington® 6" Medley			•								•		•
889	Harington® Freestanding 3-pc			•								•		•
822, 821	Regal Stone® - Straight & Tri-plane						•							•
110176, 110177	Stonegate® - Contemporary & Cap		•	•								•		•
110176T, 110177T	Stonegate® - Old World & Cap		•	•								•		•
875	RockWall®			•						•	•			•
807	10" Retaining Wall						•		•	•				
811	12" Retaining Wall						•		•				•	
	WALL CAPS, CORNERS & STEP TREAD													
814	2" Rectangle Cap			•						•	•			•
110819	3" Rectangle Cap		•	•								•		•
110894	6" Straight Corner			•								•		•
110866	8" Straight Corner			•			•							•
830	4" Trapezoid Cap						•							
DWSTEP	6" Step Tread				•									•
	OUTDOOR LIVING													
(all)	RumbleStone Fire Pit Kits			•						•				
RWMFPVB	RockWall Round Fire Pit Kit											•		
FPKIT	Rumblestone® Fireplace Kit			•						•				

SO = Special Order

SPECIFICATIONS Pavers

24" Square

Product No.	Height	Dimensions	Units/Pallet	Pallet Weight	Sq.Ft./Pallet	PEDESTRIAN	LIGHT VEHICULAR	MEDIUM VEHICULAR	HEAVY VEHICULAR	PERMEABLE	ADA COMPLIANT
#737	50mm	24" x 24" x 2"	28	2,200 lbs	112	•					

CityScape ADA

Product No.	Height	Dimensions	Units/Pallet	Pallet Weight	Sq.Ft./Pallet	PEDESTRIAN	LIGHT VEHICULAR	MEDIUM VEHICULAR	HEAVY VEHICULAR	PERMEABLE	ADA COMPLIANT
#200	60mm	3 ¹⁵ / ₁₆ " x 7 ⁷ / ₈ " x 2 ³ / ₈ "	480	2,823 lbs	103	•	•				•

CityStone™ 6x12

Product No.	Height	Dimensions	Units/Pallet	Pallet Weight	Sq.Ft./Pallet	PEDESTRIAN	LIGHT VEHICULAR	MEDIUM VEHICULAR	HEAVY VEHICULAR	PERMEABLE	ADA COMPLIANT
#287	60mm	5 ¹⁵ / ₁₆ " x 11 ¹³ / ₁₆ " x 2 ³ / ₈ "	200	2,688 lbs	96	•	•				
#289*	80mm	5 ¹⁵ / ₁₆ " x 11 ¹³ / ₁₆ " x 3 ¹ / ₈ "	160	2,880 lbs	78	•	•	•			

CityStone™ Demi & Supra

*80mm is special order.

Product No.	Height	Dimensions	Units/Pallet	Pallet Weight	Sq.Ft./Pallet	PEDESTRIAN	LIGHT VEHICULAR	MEDIUM VEHICULAR	HEAVY VEHICULAR	PERMEABLE	ADA COMPLIANT
#363 Demi	60mm	3 ¹⁵ / ₁₆ " x 7 ⁷ / ₈ " x 2 ³ / ₈ "	80	2,884 lbs	103	•	•				
	60mm	7 ⁷ / ₈ " x 7 ⁷ / ₈ " x 2 ³ / ₈ "	80								
	60mm	7 ⁷ / ₈ " x 11 ¹³ / ₁₆ " x 2 ³ / ₈ "	80								
#364 Supra	60mm	7 ⁷ / ₈ " x 15 ³ / ₄ " x 2 ³ / ₈ "	20	2,884 lbs	103	•					
	60mm	15 ³ / ₄ " x 15 ³ / ₄ " x 2 ³ / ₈ "	20								
	60mm	15 ³ / ₄ " x 23 ⁵ / ₈ " x 2 ³ / ₈ "	20								

Coping Stone

Product No.	Height	Dimensions	Units/Pallet	Pallet Weight	Sq.Ft./Pallet	PEDESTRIAN	LIGHT VEHICULAR	MEDIUM VEHICULAR	HEAVY VEHICULAR	PERMEABLE	ADA COMPLIANT
#301	60mm	4" x 9" x 2 ³ / ₈ "	300	1,490 lbs	n/a	•					

Eco-CityLock®

Product No.	Height	Dimensions	Units/Pallet	Pallet Weight	Sq.Ft./Pallet	PEDESTRIAN	LIGHT VEHICULAR	MEDIUM VEHICULAR	HEAVY VEHICULAR	PERMEABLE	ADA COMPLIANT
#312*	102mm	4" x 16" x 4"	168	3,360 lbs	75	•				•	•
#313*	102mm	4" x 12" x 4"	224	3,584 lbs	75	•	•	•		•	•
#314	60mm	4" x 8" x 2 ³ / ₈ "	480	2,880 lbs	107	•	•			•	•

Eco-Panorama™ Demi

*#312 & #313 are special order.

Product No.	Height	Dimensions	Units/Pallet	Pallet Weight	Sq.Ft./Pallet	PEDESTRIAN	LIGHT VEHICULAR	MEDIUM VEHICULAR	HEAVY VEHICULAR	PERMEABLE	ADA COMPLIANT
#366	80mm	4" x 8" x 3 ¹ / ₈ "	64	3,074 lbs	86	•	•			•	•
	80mm	8" x 8" x 3 ¹ / ₈ "	64								
	80mm	8" x 12" x 3 ¹ / ₈ "	64								

Eco-Elite™

Product No.	Height	Dimensions	Units/Pallet	Pallet Weight	Sq.Ft./Pallet	PEDESTRIAN	LIGHT VEHICULAR	MEDIUM VEHICULAR	HEAVY VEHICULAR	PERMEABLE	ADA COMPLIANT
MBP7001	80mm	5" x 10" x 3 ¹ / ₈ "	280	3,612 lbs	97	•	•	•	•	•	•

Grasstone™ II

Product No.	Height	Dimensions	Units/Pallet	Pallet Weight	Sq.Ft./Pallet	PEDESTRIAN	LIGHT VEHICULAR	MEDIUM VEHICULAR	HEAVY VEHICULAR	PERMEABLE	ADA COMPLIANT
#189	80mm	23 ⁵ / ₈ " x 15 ³ / ₄ " x 3 ¹ / ₈ "	32	1,920 lbs	84	•	•			•	







Holland Stone

Product No.	Height	Dimensions	Units/Pallet	Pallet Weight	Sq.Ft./Pallet	PEDESTRIAN	LIGHT VEHICULAR	MEDIUM VEHICULAR	HEAVY VEHICULAR	PERMEABLE	ADA COMPLIANT
#215*	40mm	3 ¹⁵ / ₁₆ " x 7 ⁷ / ₈ " x 1 ⁹ / ₁₆ "	720	2,899 lbs	155	•					
#217	60mm	3 ¹⁵ / ₁₆ " x 7 ⁷ / ₈ " x 2 ³ / ₈ "	480	2,884 lbs	103	•	•				
#219*	80mm	3 ¹⁵ / ₁₆ " x 7 ⁷ / ₈ " x 3 ¹ / ₈ "	384	2,988 lbs	83	•	•	•	•		
#222*	120mm	3 ¹⁵ / ₁₆ " x 7 ⁷ / ₈ " x 4 ³ / ₄ "	288	3,513 lbs	62	•	•	•	•		







*40mm, 80mm & 120mm are special order.

Note: Dimensions are nominal.

SPECIFICATIONS Pavers







Suitable For:					
PEDESTRIAN	LIGHT VEHICULAR	MEDIUM VEHICULAR	HEAVY VEHICULAR	PERMEABLE	ADA COMPLIANT
					

Panorama™ Demi & Supra

Product No.	Height	Dimensions	Units/Pallet	Pallet Weight	Sq.Ft./Pallet						
#367 Demi	60mm	3 ¹⁵ / ₁₆ " x 7 ⁷ / ₈ " x 2 ³ / ₈ "	80	2,934 lbs	103						
	60mm	7 ⁷ / ₈ " x 7 ⁷ / ₈ " x 2 ³ / ₈ "	80			•	•				
	60mm	7 ⁷ / ₈ " x 11 ¹³ / ₁₆ " x 2 ³ / ₈ "	80								
#368* Supra	60mm	7 ⁷ / ₈ " x 15 ³ / ₄ " x 2 ³ / ₈ "	20	2,934 lbs	103						
	60mm	15 ³ / ₄ " x 15 ³ / ₄ " x 2 ³ / ₈ "	20			•					
	60mm	15 ³ / ₄ " x 23 ⁵ / ₈ " x 2 ³ / ₈ "	20								





Plaza Stone Rectangles & Squares

*Supra recommended for non-vehicular applications.

Product No.	Height	Dimensions	Units/Pallet	Pallet Weight	Sq.Ft./Pallet						
#646	60mm	5 ¹ / ₂ " x 5 ¹ / ₂ " x 2 ³ / ₈ "	480	2,800 lbs	100	•	•	•			
#648*	80mm	5 ¹ / ₂ " x 5 ¹ / ₂ " x 3 ¹ / ₈ "	384	2,880 lbs	80	•	•	•	•		
#606	60mm	5 ¹ / ₂ " x 8 ¹ / ₄ " x 2 ³ / ₈ "	300	2,660 lbs	95	•	•				
#607*	80mm	5 ¹ / ₂ " x 8 ¹ / ₄ " x 3 ¹ / ₈ "	240	2,736 lbs	76	•	•	•	•		







Plaza Stone Circle

*80mm is special order.







Product No.	Height	Dimensions	Units/Pallet	Pallet Weight	Sq.Ft./Pallet						
#637*	A	60mm	5 ¹ / ₂ " x 2 ³ / ₄ " x 2 ³ / ₈ "	10	2,352 lbs	•	•				
	B	60mm	5 ¹ / ₂ " x 6 ³ / ₁₆ " x 2 ³ / ₈ "	20							
	C	60mm	5 ¹ / ₂ " x 4 ¹ / ₂ " x 2 ³ / ₈ "	280							
	D	60mm	5 ¹ / ₂ " x 2 ³ / ₄ " x 2 ³ / ₈ "	10							
	E	60mm	5 ¹ / ₂ " x 4 ¹ / ₈ " x 2 ³ / ₈ "	220							

Taverna®

*Available in tumbled and untumbled.







Product No.	Height	Dimensions	Units/Pallet	Pallet Weight	Sq.Ft./Pallet						
#253	50mm	7 ⁷ / ₈ " x 11 ¹³ / ₁₆ " x 2"	192	2,765 lbs	124	•					
#264	50mm	15 ³ / ₄ " x 15 ³ / ₄ " x 2"	72	2,784 lbs	124	•					

SF RIMA®







Product No.	Height	Dimensions	Units/Pallet	Pallet Weight	Sq.Ft./Pallet						
#SFRIMA*	80mm	9 ¹ / ₂ " x 9 ¹ / ₂ " x 3 ¹ / ₈ "	160	3,400 lbs	111.11	•	•			•	*

Venetian® Flag







*ADA Compliance varies with pattern selection.

Product No.	Stone Weights	Square Ft. / Stone	Units/Pallet	Pallet Weight	Sq.Ft./Pallet						
#369	A,B,C = 51 lbs each D,E = 25.5 lbs each	A,B,C = 2 s.f. each D,E = 1 s.f. each	50 (10 ea)	2,100 lbs	80	•					







Venetian® - Tumbled

Product No.	Height	Dimensions	Units/Pallet	Pallet Weight	Sq.Ft./Pallet						
#267T	60mm	5 ¹⁵ / ₁₆ " x 5 ¹⁵ / ₁₆ " x 2 ³ / ₈ "	100	2,660 lbs	95	•	•				
	60mm	5 ¹⁵ / ₁₆ " x 8 ⁷ / ₈ " x 2 ³ / ₈ "	200								
#269T	60mm	5 ¹⁵ / ₁₆ " x 11 ¹³ / ₁₆ " x 2 ³ / ₈ "	200	2,680 lbs	96	•	•				
#270T	60mm	11 ¹³ / ₁₆ " x 11 ¹³ / ₁₆ " x 2 ³ / ₈ "	120	3,228 lbs	120	•	•				

Verona®

Product No.	Height	Dimensions	Units/Pallet	Pallet Weight	Sq.Ft./Pallet						
#339	100mm	3" x 12" x 4"	264	3,088 lbs	66	•	•	•	•		

Vintage Stone® - Tumbled

Product No.	Height	Dimensions	Units/Pallet	Pallet Weight	Sq.Ft./Pallet						
#282T	60mm	5 ¹⁵ / ₁₆ " x 5 ¹⁵ / ₁₆ " x 2 ³ / ₈ "	400	2,688 lbs	96	•	•				
#292T	60mm	5 ¹⁵ / ₁₆ " x 8 ⁷ / ₈ " x 2 ³ / ₈ "	250	2,520 lbs	90	•	•				


Note: Dimensions are nominal.

SPECIFICATIONS Walls

Suitable For:

RETAINING WALLS
FREESTANDING WALLS
OUTDOOR LIVING

Keystone Compac® - Straight

Product No.	Height	Width	Depth	Units/Pallet	Pallet Weight	Face Ft./Pallet			
#110170N	8"	18"	12"	45	3,465 lbs	45	•		

Keystone Compac® - Victorian

Product No.	Height	Width	Depth	Units/Pallet	Pallet Weight	Face Ft./Pallet			
#110178N	8"	18"	12"	45	3,465 lbs	45	•		

Keystone Standard® - Straight

Product No.	Height	Width	Depth	Units/Pallet	Pallet Weight	Face Ft./Pallet			
#110173N	8"	18"	21"	30	2,910 lbs	30	•		




Regal Stone Pro® RockFace

Product No.	Height	Width	Depth	Units/Pallet	Pallet Weight	Face Ft./Pallet			
#818	8"	18"	12"	45	3,600	45	•		

Harington® 6" Medley

Product No.	Height	Width	Depth	Units/Pallet	Pallet Weight	Face Ft./Pallet			
#870	Left Score	6"	18"	45	3,510 lbs	33.8	•		
	Straight	6"	18"						
	Right Score	6"	18"						

Harington® Freestanding 3-pc

Product No.	Height	Width	Depth	Units/Pallet	Pallet Weight	Face Ft./Pallet			
#889	6"	6"/4"	9"	20	2,800 lbs	30	•	•	•
	6"	12"/10"	9"	20					
	6"	18"/16"	9"	20					

Regal Stone® Straight

Product No.	Height	Width	Depth	Units/Pallet	Pallet Weight	Face Ft./Pallet			
#822	6"	16¾"	12"	45	3,240 lbs	31.5	•		

Regal Stone® Tri-plane

Product No.	Height	Width	Depth	Units/Pallet	Pallet Weight	Face Ft./Pallet			
#821	6"	16¾"	12"	45	3,060 lbs	29.3	•		

RockWall®

Product No.	Height	Width	Depth	Units/Pallet	Pallet Weight	Face Ft./Pallet			
#875	4"	11⅝"	6¾"	144	3,226 lbs	46.6	•		




Note: Dimensions are nominal.

SPECIFICATIONS Walls




Suitable For:

RETAINING WALLS	FREESTANDING WALLS	OUTDOOR LIVING
-----------------	--------------------	----------------

Stonegate® - Contemporary

Product No.	Height	Width	Depth	Units/Pallet	Pallet Weight	Face Ft./Pallet			
#101176	6"	6"/4"	10"	20	2,695 lbs	26 (approx.)	•	•	•
	6"	12"/10"	10"	20			•	•	•
	6"	16"/14"	10"	20			•	•	•
#101177	3"	12"	11"	120	3,240 lbs	110 L.F.			



Stonegate® - Old World

Product No.	Height	Width	Depth	Units/Pallet	Pallet Weight	Face Ft./Pallet			
#101176T	6"	6"/4"	10"	20	2,695 lbs	26 (approx.)	•	•	•
	6"	12"/10"	10"	20			•	•	•
	6"	16"/14"	10"	20			•	•	•
#101177T	3"	12"	11"	120	3,240 lbs	110 L.F.			

10" Retaining Wall

Product No.	Height	Width	Depth	Units/Pallet	Pallet Weight	Face Ft./Pallet			
#807	3"	10"	5 7/8"	280	3,300 lbs	58.4	•		

12" Retaining Wall

Product No.	Height	Width	Depth	Units/Pallet	Pallet Weight	Face Ft./Pallet			
#811	4"	11 5/8"	6 3/4"	144	3,114 lbs	46.6	•		

SPECIFICATIONS Caps, Corners & Step Treads

Cap Units

Product No.	Product Description	Height	Width	Depth	Units/Pallet	Pallet Weight	Linear Ft./Pallet
#814	2" Rectangle Cap	2"	11 7/8"	8"	120	1,963 lbs	118.8
#110819	3" Rectangle Cap	3"	18"	12 1/2"	48	2,784 lbs	72
#830	4" Trapezoid Cap	4"	17"/12"	10 1/2"	63	3,432 lbs	76

Corner Units

Product No.	Product Description	Height	Width	Depth	Units/Pallet	Pallet Weight	Linear Ft./Pallet
#110894	6" Straight Corner	6"	18"	9"	50	3,900 lbs	56.25
#110866	8" Straight Corner	8"	18"	9"	50	5,155 lbs	50

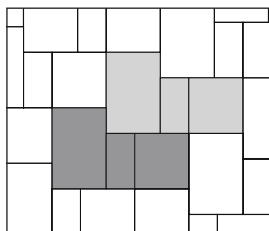
Step Tread

Product No.	Product Description	Height	Width	Depth	Units/Pallet	Pallet Weight	Linear Ft./Pallet
#DWSTEP	6" Step Tread	6"	16"	12"	50	4,500 lbs	66.7

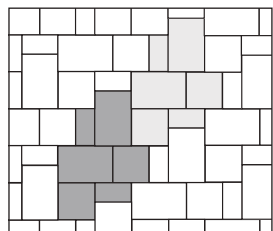
Note: Dimensions are nominal.

POPULAR LAYING PATTERNS by Paver

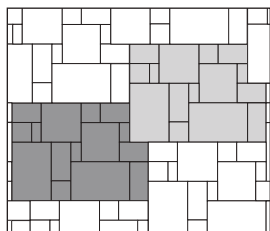
CityStone™ or Panorama™ Demi & Supra



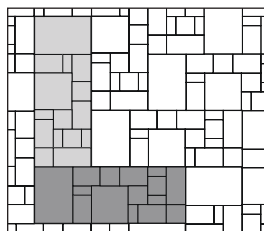
Demi or Supra Pattern 1



Demi or Supra Pattern 2

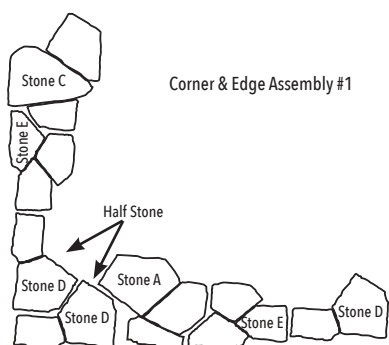


Demi/Supra Pattern 1
Demi (30%), Supra (70%)

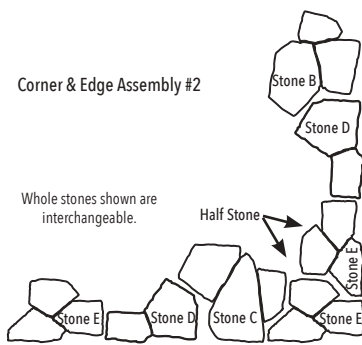


Demi/Supra Pattern 2
Demi (50%), Supra (50%)

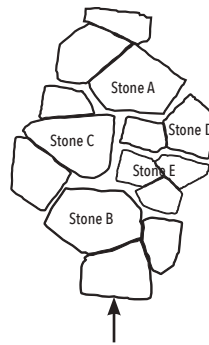
Venetian® Flag



Corner & Edge Assembly #1



Corner & Edge Assembly #2




Field Assembly


Straight flat edges

Straight flat edges
facing outward


Venetian®



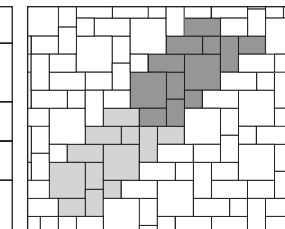
Herringbone
Large Rectangle



Herringbone
6x6/6x9 Combo




Herringbone
6x6/6x9 (40%), 6x12 (60%)

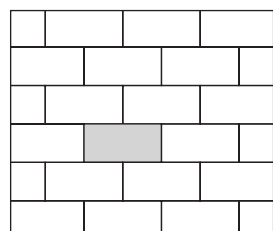


Random 4pc Pattern 1
6x6/6x9 (35%), 6x12 (25%),
12x12 (40%)

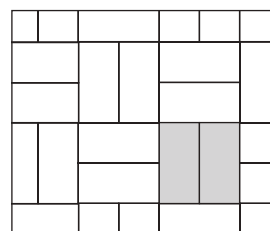
CityStone™ 6x12



Herringbone




Runner Bond



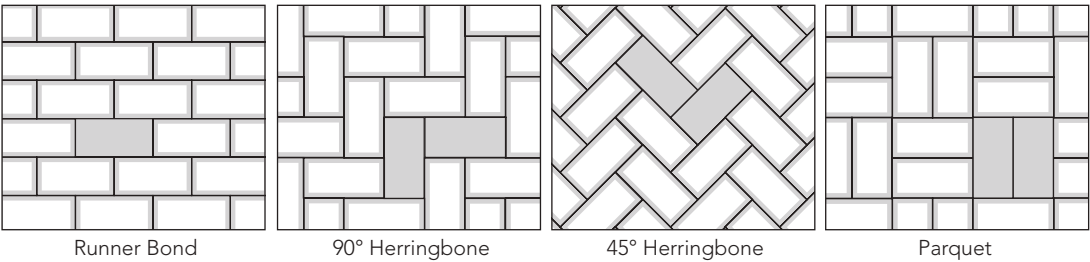
Parquet

POPULAR LAYING PATTERNS by Paver

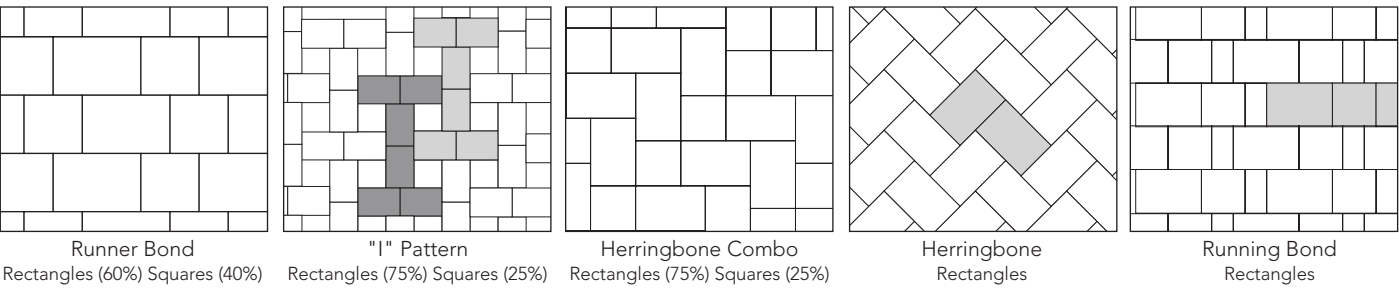
24" Square



Holland Stone

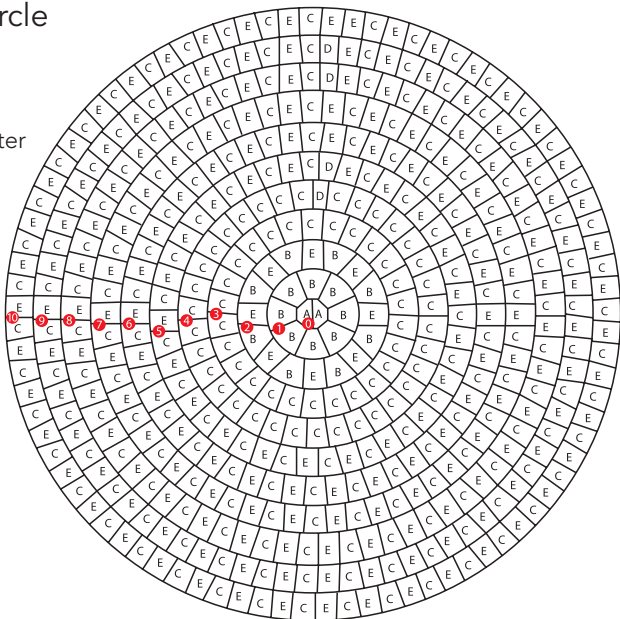


Plaza Stone




Plaza Stone Circle

116" Diameter



POPULAR LAYING PATTERNS by Paver

Taverna®




Random Runner
16x16

45° Stack Bond
16x16

Herringbone
8x12

Vintage Stone®



Runner Bond
Rectangles (60%) Squares (40%)

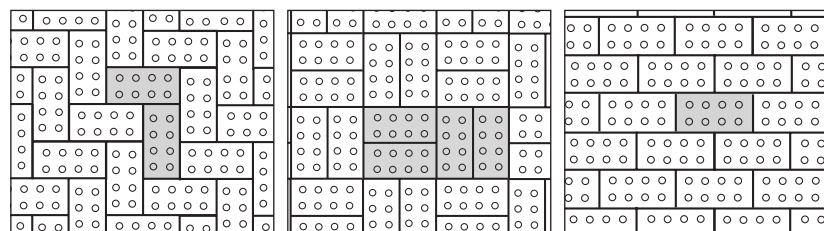
"I" Pattern
Rectangles (75%) Squares (25%)

Herringbone Combo
Rectangles (75%) Squares (25%)

Herringbone
Rectangles

Running Bond
Rectangles

CityScape ADA

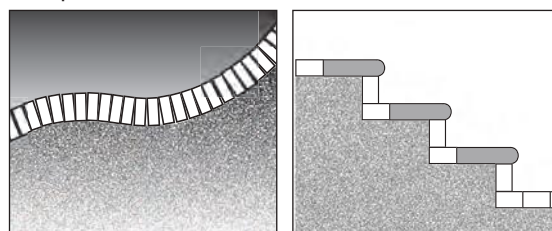


Herringbone

Parquet

Runner Bond

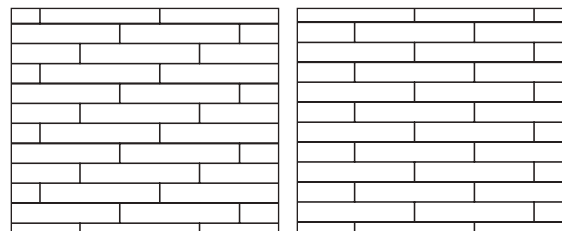
Coping Stone



Pool Coping

Step Treads


Eco-CityLock® & Verona®



1/4 Offset Bond


Runner Bond

Grasstone™ II



Grasstone II

SF RIMA®



Turf Joint

Drain Rock Joint

BAGGED ROCK

Our entire line of decorative landscape stone is available in convenient pre-packed polybags in palletized quantities. Our bagged rock is attractive and easy to spread and retains its moisture.



White Marble Chips



Pea Pebbles



All-Purpose Stone



Pond Pebbles



Red Lava



River Pebbles



Black Volcanic



Paver Sand



Play Sand



Pavestone Tube Sand

LIMITED LIFETIME GUARANTEE OF QUALITY

LIMITED TO MANUFACTURING DEFECTS ONLY! With respect to all its products, Willamette Graystone warrants that at the time of delivery of its products, its products conform to any ASTM specification then applicable to the particular product. This warranty extends to all persons in the original chain of distribution from the manufacturer to the owner of the property when and where the products are first installed. Because Willamette Graystone products are manufactured using mined materials, there may be color variations in products from the same manufacturing run as well as in products from different runs. In addition, efflorescence may result from the naturally occurring chemical reaction between the product and the air around it. Accordingly, no guarantee of color shades is made or implied. Minor imperfections in shape, appearance or dimensions are not considered to be defects in material or workmanship. Willamette Graystone does not guarantee that the shape or color will be available in the future and will provide an alternate shape and/or color from its current product line as determined by Willamette Graystone at its sole and absolute discretion at the time of an accepted warranty claim. The warranty is voided with respect to any products that have been damaged due to handling, wall design, installation, contact with chemicals (such as deicers), earth shifts or acts of God, or any product defect that is detected or is noticeable prior to installation. All claims against defective products that are received on site must be made within 10 days from date of shipment from Willamette Graystone. Willamette Graystone will replace product or, if unavailable, an alternate product as determined by Willamette Graystone in its sole and absolute discretion, at no charge. Willamette Graystone will replace uninstalled pavers at site if more than 5% of the product is defective. WILLAMETTE GRAYSTONE WARRANTY IS LIMITED TO THE COST OF REPLACEMENT PRODUCT ONLY AND DOES NOT INCLUDE ANY OTHER COSTS INCLUDING THE COST OF LABOR FOR REPLACEMENT. WILLAMETTE GRAYSTONE WILL NOT PAY ANY LABOR COSTS RELATED TO THE REPLACEMENT OF DEFECTIVE PRODUCTS INSTALLED. Installation COSTS REMAIN THE RESPONSIBILITY OF THE BUYER. THERE ARE NO WARRANTIES BEYOND THIS EXPRESSED WARRANTY. OUR WARRANTY EXCLUDES ANY LIABILITY FOR LOST PROFIT AND ANY OTHER INDIRECT, SPECIAL OR CONSEQUENTIAL DAMAGES. OUR WARRANTY EXCLUDES ANY LIABILITY OR WARRANTY FOR MISUSE OR MISAPPLICATION OF PRODUCTS. THIS WARRANTY EXTENDS ONLY TO THE ORIGINAL END USER AND IS NOT TRANSFERABLE. Willamette Graystone warranty is limited to the structural integrity of the product and does not include the following: Imperfections commonly found in concrete products, such as exposed aggregates, small chips or cracks and varying surface textures. Efflorescence or its removal. Efflorescence is a natural occurrence in concrete products and usually washes or wears off over time. Shade or color blend variations between the product units. Damage caused by intentional abuse. Abnormal wear and tear, such as surface stains, erosion from water, damage from lawn and garden equipment. Shade variations between products and samples or photographs. Freight of replacement products. Use of concrete grid paving units, interlocking concrete paving units, or coping units beyond the applications described in the applicable ASTM standards, Interlocking Concrete Pavement Institute standards, or Willamette Graystone product information.

ACCESSORIES



Since 1940, The QUIKRETE® Companies have produced more than 200 professional-grade and consumer products. Through these product lines, the QUIKRETE® Companies offer a variety of mixes that will allow you to complete your outdoor kitchen project quickly and efficiently. Most plants stock a limited amount of bagged concrete mix from QUIKRETE® such as:



CONCRETE MIX (#1101): QUIKRETE® Concrete Mix is a pre-blended mixture of cement and aggregates for general structural uses, requiring only the addition of water.

Use For: Foundation Walls and Footings • Sidewalks • Curbs • Steps • Ramps • Walkways



COUNTERTOP MIX (#1106-80): QUIKRETE® Countertop Mix is a specially formulated flow-able high-strength concrete mix for pre-cast and cast-in-place concrete countertop applications.

Use For: Countertops



PLAY SAND (#111351): Quikrete 50 lb. Play Sand is a specially graded, washed sand that has been dried and screened. It is ideal for children's play sand boxes, molding and building.

Use For: Sand Boxes • Molding • Building • Landscaping

Contact Your Local Representative for availability on the full line of QUIKRETE® products such as bagged concrete mixes, concrete repair products, and masonry products.



PORTLAND LIME & SAND MORTAR: SPEC MIX® Portland Lime & Sand mortar is a dry pre-blended mortar mix containing Portland cement, hydrated lime and dried masonry sand formulated for superior bond, water retention, and board life.



COMMERCIAL GRADE POLYURETHANE CONSTRUCTION ADHESIVE: High-performance, commercial grade adhesive designed for permanently bonding concrete, brick, marble, stone, wood, glass, aluminum, steel, PVC and tile.

Use For: Repairing broken concrete • Bonding retaining wall block and caps



NATURAL LOOK SEALER: Water-based penetrating silicone sealer waterproofs and protects concrete, brick, masonry, pavers, and stucco surfaces. Clear sealer does not change the surface appearance. Seals from water, salts, and oils. UV Resistant.

Use For: Driveways • Patios • Walls • Sidewalks • Pre-stress panels • Retaining walls • Tunnels • Loading docks • Bridge columns • Tunnels • Curbs/steps



WET LOOK HIGH GLOSS SEALER: Water-based penetrating silicone sealer waterproofs and enhances the color of concrete, masonry, brick, paver, and natural stone surfaces. Seals from acids, grease, food stains, oil, salt, and more. UV resistant.


Use For: Decorative concrete • Pavers • Natural stone • Exposed aggregate • Brick • Stucco



POLYMERIC SAND: Polymeric Sand is a precise mixture of polymer binders and clean natural sand. Polymeric Sand will bond with the pavers/stones adding strength to the joint as well as reliability to the pavement system. It is ideal for use on any paver surface such as sloping areas, driveways, patios, pool decks, sidewalks, etc.

Use For: Driveways • Sidewalks • Pool decks • Patios


GEOTEXTILES AND EDGE RESTRAINT



EDGE RESTRAINT

GEOGRID

LANDSCAPE FABRIC





Stonegate® wall & Panorama® Supra pavers



Manufactured by:
WILLAMETTE GRAYSTONE
willamettegraystone.com



64978 Deschutes Pleasant Ridge Bend, OR 97701 (541) 388-3811	121 SW McKenzie Avenue Corvallis, OR 97333 (541) 752-3456	3700 Franklin Boulevard Eugene, OR 97403 (541) 726-7666	1559 Dowell Road Grants Pass, OR 97527 (541) 479-1323	727 W McAndrews Road Medford, OR 97501 (541) 773-4575
515 California Street North Bend, OR 97459 (541) 756-6413	3950 NE Stephens Roseburg, OR 97470 (541) 673-3322	2190 Hyacinth Street NE Salem, OR 97301 (503) 585-1323	19477 SW 89th Avenue Tualatin, OR 97062 (503) 692-0150	2405 NE 244th Avenue Wood Village, OR 97060 (503) 669-7612

QUIKRETE and its subsidiaries (collectively QUIKRETE) reserve the right to improve its products and make changes to its specification and design without notice. The information contained herein has been compiled by QUIKRETE and to the best of its knowledge, accurately represents Keystone Hardscapes products and how it may be used in the applications which are illustrated. Site conditions, including load pressures acting on the wall, soil types and drainage conditions, may vary. Final determination of the suitability of the product for the use contemplated and the manner of product use are the sole responsibility of the user. Good construction practices and local building codes require the use of an engineered design when constructing retaining walls or freestanding walls in many conditions. Structural design and analysis should be provided by a qualified engineer.

NOTICE OF LIMITED WARRANTY: the terms of the Limited Warranty applicable to our products can be found at www.keystonehardscapes.com or can be obtained by sending a written request to c/o WILLAMETTE GRAYSTONE, 5 Concourse Parkway, Atlanta, GA 30328 USA.