



HOUSTON CATALOG | Vol. IV
PAVERS | WALLS | OUTDOOR LIVING



CityStone™

Image on Front: Panorama™ Demi paver / Stonegate® wall



Where imagination and possibilities meet.

Keystone Hardscapes pavers and retaining walls are the building blocks that turn your ideas into realities. Dreaming of extending your living space with a backyard gathering area to entertain family and friends? From distinctive driveways to luxurious outdoor living designs, Keystone Hardscapes can help bring your vision to life.

Keystone Hardscapes is built on a commitment to beauty, design versatility and function. Since the 1980s, our products have been installed in thousands of residential and commercial properties. Our innovative pavers, walls and outdoor living elements continue to be favorites of homeowners, contractors, designers and developers.

Locally made products, nationally trusted brand.






www.keystonehardscapes.com






Panorama™ Supra

Application Key

PAVERS

- Pedestrian 
- Light Vehicular 
- Medium Vehicular 
- Heavy Vehicular 
- Permeable 
- ADA Compliant 

WALLS

- Retaining Walls 
- Freestanding Walls 
- Outdoor Living 



06	GET INSPIRED
	Outdoor Living 6
	Driveways 12
	Poolside 18

23	PAVER COLLECTION
	Permeable Pavers
	Eco-CityLock® 5x10..... 24
	Eco-Panorama™ Demi 26
	Grasstone™ II 27
	Pavers
	CityScape ADA 28
	CityStone™ Demi & Supra 30
	CityStone™ XL 32
	Holland 45mm & 80mm 33
	Holland Stone 34
	Panorama™ Demi & Supra 36
	Plaza Stone..... 38
	Venetian® 40
	Venetian® Demi..... 42
	Coping 44

47	WALL COLLECTION
	Structural Walls
	Regal Stone Pro® - Medley 48
	Regal Stone Pro® - RockFace & Tri-plane ST 50
	Landscape Walls
	Harington® - Medley 52
	Stonegate® 54
	12" Retaining Wall 56
	Wall Caps 58

60	RUMBLESTONE®
----	--------------

63	RESOURCES
	Color Matrix 64
	Product Specifications 65
	Laying Patterns 68
	Accessories 70





Plaza Stone 3-pc Combo




Holland Stone



Venetian®





Stonegate®



Outdoor Living



Venetian®



Panorama™ Supra



Plaza Stone



Driveways



Panorama™ Demi



Driveways



Venetian®




Plaza Stone



Holland Stone



Driveways



Plaza Stone 3-pc Combo



Poolside



Venetian®



Plaza Stone



CityStone™



Poolside



Plaza Stone



Venetian®



Panorama™ Supra



Panorama™ Supra Pavers

Available Finishes



STANDARD
Classic, through-mix
surface



TUMBLED
Well-weathered charm

Permeable Pavers

Eco-CityLock® 5x10.....	24
Eco-Panorama™ Demi	26
Grasstone™ II	27

Pavers

CityScape ADA	28
CityStone™ Demi & Supra	30
CityStone™ XL	32
Holland 45mm & 80mm	33
Holland Stone	34
Panorama™ Demi & Supra	36
Plaza Stone	38
Venetian®	40
Venetian® Demi.....	42
Coping	44





An innovative modular permeable paver system with contemporary aesthetics, Eco-CityLock delivers a sustainable, pervious pavement surface.



ECO-CITYLOCK®

5x10



Antique Pewter

Colors printed here are as true a match as the printing process will allow. For best matching results, please refer to actual samples.



#315

5" x 10" x 3 1/8"



ECO-PANORAMA™

Demi



These pavers provide 100% pervious surfaces that infiltrate, filter, and decrease stormwater runoff rates and pollutant loads.



Antique Buff

Colors printed here are as true a match as the printing process will allow. For best matching results, please refer to actual samples.



4 x 8
4" x 8" x 3 1/8"



8 x 8
8" x 8" x 3 1/8"



8 x 12
8" x 12" x 3 1/8"

#366 Bundle



GRASSTONE™ II



This grid paver permits water infiltration and establishes vegetation while creating a suitable platform for intermittent light vehicular use.



Pewter

Colors printed here are as true a match as the printing process will allow. For best matching results, please refer to actual samples.



#188
15³/₄" x 23⁵/₈" x 4"





The CityScape ADA Detectable Warning paver provides visual and textural guidance provisions for wheelchair and pedestrian access to streets, sidewalks and other components of the public right of way.



CITYSCAPE ADA

Detectable Warning Paver



Charcoal




River Red

Colors printed here are as true a match as the printing process will allow. For best matching results, please refer to actual samples.



#200
3¹⁵/₁₆" x 7⁷/₈" x 2³/₈"



#110126*
5¹⁵/₁₆" x 11¹³/₁₆" x 2³/₈"

*Available in Charcoal only.



CityStone pavers deliver a sleek, modern style and sophistication. CityStone Demi & Supra 60mm can be installed as stand-alone three-piece, or a combined a six-piece, paving system.

CITYSTONE™

Demi & Supra



Antique Buff



Café



Katy Prairie Blend

#362 only

Colors printed here are as true a match as the printing process will allow. For best matching results, please refer to actual samples.



4x8
3¹⁵/₁₆" x 7⁷/₈" x 1⁹/₅₀"



4x8
3¹⁵/₁₆" x 7⁷/₈" x 2³/₈"



8x16
7⁷/₈" x 15³/₄" x 2³/₈"



8x8
7⁷/₈" x 7⁷/₈" x 1⁹/₅₀"



8x8
7⁷/₈" x 7⁷/₈" x 2³/₈"



16x16
15³/₄" x 15³/₄" x 2³/₈"



8x12
7⁷/₈" x 11¹³/₁₆" x 1⁹/₅₀"



8x12
7⁷/₈" x 11¹³/₁₆" x 2³/₈"



16x24
15³/₄" x 23⁵/₈" x 2³/₈"

#362 Demi - 30mm Bundle¹

#363 Demi - 60mm Bundle^{1,2}

#364 Supra - 60mm Bundle¹

CITYSTONE™ XL



A popular choice for a modern aesthetic, CityStone XL series provides large format pavers with dimensionally compatible sizes.




Limestone



Pewter

Colors printed here are as true a match as the printing process will allow. For best matching results, please refer to actual samples.

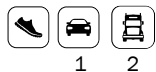


#385 - 24x24
24" x 24" x 2³/₈"

HOLLAND STONE

45mm & 80mm

Holland Stone is available in a range of paver heights to suit a variety of traffic conditions and base preparations.



Antique Buff

Antique Terra Cotta

Antique Pewter

Charcoal

Pewter

River Red


#220 - 45mm Color Availability

#219 - 80mm Color Availability

Colors printed here are as true a match as the printing process will allow. For best matching results, please refer to actual samples.



#220¹ - 45mm
3¹⁵/₁₆" x 7⁷/₈" x 1³/₈"



#219^{1,2} - 80mm
3¹⁵/₁₆" x 7⁷/₈" x 3¹/₈"



Holland Stone offers the charm and versatility of a simple rectangular shape. From simplistic to intricate, pattern options are almost endless. Maximize design potential by combining pattern and color options.

HOLLAND STONE



Antique Buff



Antique Pewter



Antique Red



Antique Tan



Antique Terra Cotta



Bellows Brown



Buff



Cast Stone



Charcoal



Dark Brown



Georgia Blend



Limestone



Old Town Blend



Pewter



River Red



Tan



Terra Cotta

Colors printed here are as true a match as the printing process will allow. For best matching results, please refer to actual samples.



#217
3¹⁵/₁₆" x 7⁷/₈" x 2³/₈"

Product available in Tumbled Finish upon request.



Let this series bring your next hardscape design to life with sophistication and style. Panorama Demi & Supra can also be installed as stand-alone three-piece paving systems.

PANORAMA™

Demi & Supra



Blue Stone



Café



Pecan



Travertine

Colors printed here are as true a match as the printing process will allow. For best matching results, please refer to actual samples.



4x8
3¹⁵/₁₆" x 7⁷/₈" x 1⁹/₅₀"



4x8
3¹⁵/₁₆" x 7⁷/₈" x 2³/₈"



8x16
7⁷/₈" x 15³/₄" x 2³/₈"



8x8
7⁷/₈" x 7⁷/₈" x 1⁹/₅₀"



8x8
7⁷/₈" x 7⁷/₈" x 2³/₈"



16x16
15³/₄" x 15³/₄" x 2³/₈"



8x12
7⁷/₈" x 11¹³/₁₆" x 1⁹/₅₀"



8x12
7⁷/₈" x 11¹³/₁₆" x 2³/₈"




16x24
15³/₄" x 23⁵/₈" x 2³/₈"

#365 Demi* 30mm - Bundle¹

#367 Demi 60mm - Bundle^{1,2}

#368 Supra 60mm - Bundle¹

*#365 available in Blue Stone & Café only



Plaza Stone 3-pc Combo (TwlSqlRec) is a timeless paving stone with a soft "pillow top" surface profile, offering distinct designs for commercial and residential settings.



PLAZA STONE



#641 - Color Availability



Antique Buff



Antique Pewter



Antique Tan



Antique Terra Cotta



Austin Gold



Café



Georgia Blend



Old Town Blend

#611 - Color Availability



Antique Buff



Antique Pewter



Antique Terra Cotta

Colors printed here are as true a match as the printing process will allow. For best matching results, please refer to actual samples.



Twinkie
2¾" x 5½" x 2⅜"



Square
5½" x 5½" x 2⅜"



Rectangle
5½" x 8¼" x 2⅜"



#611
5½" x 8¼" x 1⅜"

#641 - Bundle

Product available in Tumbled Finish upon request.



A uniquely attractive textured surface sets Venetian apart from ordinary pavers, allowing for a dynamic interaction with sunlight and evoking the timeless beauty of flagstone. They are ideal for residential and commercial applications.

VENETIAN®



Antique Buff



Antique Terra Cotta

Colors printed here are as true a match as the printing process will allow. For best matching results, please refer to actual samples.



6x6
5¹⁵/₁₆" x 5¹⁵/₁₆" x 2³/₈"



6x9
5¹⁵/₁₆" x 8⁷/₈" x 2³/₈"



#270 - 12x12
11¹³/₁₆" x 11¹³/₁₆" x 2³/₈"

#267 Bundle

Product available in Tumbled Finish upon request.



Riven stone surfaces and chamferless edges create the striking shadowlines and textures of dimensioned flagstone. Venetian® Demi is suitable for any pedestrian application.



VENETIAN®

Demi



Café



Ironstone

Colors printed here are as true a match as the printing process will allow. For best matching results, please refer to actual samples.



4x8
3¹⁵/₁₆" x 7⁷/₈" x 2³/₈"



8x8
7⁷/₈" x 7⁷/₈" x 2³/₈"



8x12
7⁷/₈" x 11¹³/₁₆" x 2³/₈"

#110200 Demi - Bundle



Coping Stones are a perfect addition to any hardscape project and are most commonly used as edging around pools.

COPING



Cast Stone



Pewter

Colors printed here are as true a match as the printing process will allow. For best matching results, please refer to actual samples.



**#301
Bullnose Coping***
4" x 9" x 2 $\frac{3}{8}$ "

*Bullnose available in
Cast Stone only



**#303
Remodel Coping**
4" x 9" x 1 $\frac{3}{8}$ "



Harington® - Medley


Structural Walls

Regal Stone Pro® - Medley	48
Regal Stone Pro® - RockFace & Tri-plane ST	50

Landscape Walls

Harington® - Medley	52
Stonegate®	54
12" Retaining Wall	56

Wall Caps	58
-----------------	----



Regal Stone Pro® - RockFace



Featuring easy rear lip installation, Regal Stone Pro - Medley's scored and straight split faces are combined to achieve a three-piece aesthetic with the efficiencies of a single unit installation.



REGAL STONE PRO®

Medley



Antique Buff



Antique Tan



Ironstone

Colors printed here are as true a match as the printing process will allow. For best matching results, please refer to actual samples.



Left Score
8" x 18" x 12"



Straight
8" x 18" x 12"



Right Score
8" x 18" x 12"

#888 Bundle



ROCKFACE

A full one-square-foot face complemented with natural stone texture makes the Regal Stone Pro a distinctive addition to a landscape. The hollow but sturdy core helps lighten the unit for easy handling.

REGAL STONE PRO®

RockFace & Tri-Plane ST



TRI-PLANE ST



Pecan



Tan

..... RockFace only



Pewter

..... Tri-plane ST only


Colors printed here are as true a match as the printing process will allow. For best matching results, please refer to actual samples.



#818 - RockFace
8" x 18" x 12"



#110150 - Tri-plane ST
8" x 18" x 12"



Harington - Medley offers a combination of scored and straight split units achieving the beauty of a three-piece system with the efficiencies of a single unit installation. The rear lip simplifies alignment and speed of construction.



HARINGTON®

Medley



Antique Buff



Antique Tan

Colors printed here are as true a match as the printing process will allow. For best matching results, please refer to actual samples.



Left Score
6" x 18" x 12"



Straight
6" x 18" x 12"



Right Score
6" x 18" x 12"

#870 Bundle



Reminiscent of the charming walls of the European countryside, Keystone's Stonegate features a smoothly weathered stone appearance, perfect for outdoor living projects, freestanding and retaining walls.



STONEGATE®



Antique Pewter



Café

Colors printed here are as true a match as the printing process will allow. For best matching results, please refer to actual samples.



Small
6" x 6"/4" x 10"



Medium
6" x 12"/10" x 10"



Large
6" x 16"/14" x 10"



#110177T - Cap
3" x 12"/10" x 11"

#110176T Bundle




To create the perfect design elements for a residential yard, use these low-maintenance, easy-to-install units for raised garden beds, tree rings, and curved walls and terraces.

12" RETAINING WALL




#811 Wall Unit Colors



Buff



Limestone



Oaks Blend



Pecan



Pewter



River Red



Terra Cotta

#814 Cap Unit Color



Limestone

Colors printed here are as true a match as the printing process will allow. For best matching results, please refer to actual samples.



#811
Wall Unit
4" x 12" x 7"



#814
Square Cap
2" x 12" x 7½"



Add the perfect finishing details with wall caps and corners. The smaller scale of the cap combines with the larger scale wall unit to give the completed installation a distinctive and professionally rendered appearance.

WALL CAPS



#824 - 3" Trapezoid Cap



Antique Buff



Antique Tan

#830 - 4" Trapezoid Cap



Antique Buff



Antique Tan



Ironstone



Pecan



Tan

Colors printed here are as true a match as the printing process will allow. For best matching results, please refer to actual samples.



#824
3" Trapezoid
3" x 16¹³/₁₆"/12" x 10³/₈"



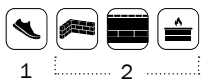
#830
4" Trapezoid
4" x 17¹/₈"/12" x 10³/₈"



The RumbleStone Collection is a set of rustic-style building blocks for your outdoor hardscape projects. The various unit sizes can be assembled in an endless variety of configurations and orientations.



RUMBLESTONE®



Round Fire Pit

Product	Pieces per fire pit
Mini	36
Trapezoid	36



Café



Sierra Blend

Colors printed here are as true a match as the printing process will allow. For best matching results, please refer to actual samples.



#913 Mini
3½" x 7" x 1¾"



#911 Square
7" x 7" x 1¾"



#909 Rectangle
7" x 10" x 1¾"

Paver Units¹



**#917
Medium**
7" x 7" x 3½"



**#919
Large**
7" x 10½" x 3½"



**#923
Trapezoid**
7" x 6½"/10¼" x 3½"



**#924
Plank**
3½" x 10½" x 3½"

Wall Units²

WARNING: Combustion byproducts produced when using this product include carbon monoxide, a chemical known to the State of California to cause birth defects or other reproductive harm.



Panorama™ Supra



Contents

63	RESOURCES
Color Matrix	64
Product Specifications	65
Laying Patterns	68
Accessories	70



COLOR MATRIX

This color matrix serves as a guide for color selection across product lines.

		Antique Buff	Antique Pewter	Antique Red	Antique Tan	Antique Terra Cotta	Austin Gold	Bellows Brown	Blue Stone	Buff	Cast Stone	Café	Charcoal	Dark Brown	Georgia Blend	Ironstone	Katy Prairie Blend	Limestone	Oaks Blend	Old Town Blend	Pecan	Pewter	River Red	Sierra Blend	Tan	Terra Cotta	Travertine
Prod. No.	PAVER COLLECTION																										
315	Eco-CityLock® 5x10		•																								
366	Eco-Panorama™ Demi	•																									
188	Grasstone™ II																					•					
200	CityScape ADA 4x8												•										•				
110126	CityScape ADA 6x12												•														
362	CityStone™ Demi 30mm																•										
363 & 364	CityStone™ Demi & Supra 60mm	•										•															
385	CityStone™ XL																	•				•					
220	Holland Stone 45mm	•	•			•																					
217/217T	Holland Stone 60mm	•	•	•	•	•		•		•	•		•	•	•			•		•		•	•		•	•	
219	Holland Stone 80mm		•										•									•	•				
365	Panorama™ Demi 30mm								•			•															
367 & 368	Panorama™ Demi & Supra 60mm								•			•									•					•	
641/641T	Plaza Stone 3-pc Combo	•	•		•	•	•					•			•					•							
611	Plaza Stone 45mm Rec.	•	•			•																					
267/267T	Venetian® Bundle	•				•																					
270/270T	Venetian® 12x12	•				•																					
110200	Venetian® Demi											•				•											
301	Bullnose Coping										•																
303	Remodel Coping										•											•					
Prod. No.	WALL COLLECTION																										
888	Regal Stone Pro® - Medley	•			•											•											
818	Regal Stone Pro® - RockFace																				•				•		
110150	Regal Stone Pro® - Tri-plane ST																					•					
870	Harington® Medley	•			•																						
110176, 110177	Stonegate® & Cap		•									•															
811	12" Retaining Wall									•								•	•		•	•	•			•	
Prod. No.	WALL CAPS & CORNER																										
814	2" Square Cap																	•									
824	3" Trapezoid Cap	•			•																						
830	4" Trapezoid Cap	•			•											•					•				•		
Prod. No.	RUMBLESTONE®																										
909, 911, 913, 917, 919, 923, 924	Rumblestone® Collection											•												•			

Note: Holland Stone, Plaza Stone, Venetian and Vintage Stone are available in Tumbled Finish upon request. Please allow 2-5 days production time.

SPECIFICATIONS Pavers

Eco-CityLock®

Product No.	Height	Dimensions	Units/Pallet	Pallet Weight	Sq.Ft./Pallet	PEDESTRIAN	LIGHT VEHICULAR	MEDIUM VEHICULAR	HEAVY VEHICULAR	PERMEABLE	ADA COMPLIANT
#315	80mm	5" x 10" x 3½"	280	3,612 lbs	97	•	•	•	•	•	•

Eco-Panorama™ Demi

Product No.	Height	Dimensions	Units/Pallet	Pallet Weight	Sq.Ft./Pallet	PEDESTRIAN	LIGHT VEHICULAR	MEDIUM VEHICULAR	HEAVY VEHICULAR	PERMEABLE	ADA COMPLIANT
#366	80mm	4" x 8" x 3½"	64	3,074 lbs	86	•	•			•	•
	80mm	8" x 8" x 3½"	64								
	80mm	8" x 12" x 3½"	64								

Grasstone™ II

Product No.	Height	Dimensions	Units/Pallet	Pallet Weight	Sq.Ft./Pallet	PEDESTRIAN	LIGHT VEHICULAR	MEDIUM VEHICULAR	HEAVY VEHICULAR	PERMEABLE	ADA COMPLIANT
#188	100mm	15¾" x 23⅝" x 4"	32	2,177 lbs	78	•	•			•	

CityScope® ADA

Product No.	Height	Dimensions	Units/Pallet	Pallet Weight	Sq.Ft./Pallet	PEDESTRIAN	LIGHT VEHICULAR	MEDIUM VEHICULAR	HEAVY VEHICULAR	PERMEABLE	ADA COMPLIANT
#200	60mm	3 ¹⁵ / ₁₆ " x 7 ⁷ / ₈ " x 2 ³ / ₈ "	480	2,800 lbs	103	•	•				•
#110126	60mm	5 ¹⁵ / ₁₆ " x 11 ¹³ / ₁₆ " x 2 ³ / ₈ "	200	2,800 lbs	96	•	•				•

CityStone™ - Demi & Supra

Product No.	Height	Dimensions	Units/Pallet	Pallet Weight	Sq.Ft./Pallet	PEDESTRIAN	LIGHT VEHICULAR	MEDIUM VEHICULAR	HEAVY VEHICULAR	PERMEABLE	ADA COMPLIANT
#362 Demi	30mm	3 ¹⁵ / ₁₆ " x 7 ⁷ / ₈ " x 1 ⁹ / ₅₀ "	160	2,884 lbs	206	•					
	30mm	7 ⁷ / ₈ " x 7 ⁷ / ₈ " x 1 ⁹ / ₅₀ "	160								
	30mm	7 ⁷ / ₈ " x 11 ¹³ / ₁₆ " x 1 ⁹ / ₅₀ "	160								
#363 Demi	60mm	3 ¹⁵ / ₁₆ " x 7 ⁷ / ₈ " x 2 ³ / ₈ "	80	2,826 lbs	103	•	•				
	60mm	7 ⁷ / ₈ " x 7 ⁷ / ₈ " x 2 ³ / ₈ "	80								
	60mm	7 ⁷ / ₈ " x 11 ¹³ / ₁₆ " x 2 ³ / ₈ "	80								
#364 Supra	60mm	7 ⁷ / ₈ " x 15¾" x 2 ³ / ₈ "	20	2,845 lbs	103	•					
	60mm	15¾" x 15¾" x 2 ³ / ₈ "	20								
	60mm	15¾" x 23⅝" x 2 ³ / ₈ "	20								

CityStone™ XL

Product No.	Height	Dimensions	Units/Pallet	Pallet Weight	Sq.Ft./Pallet	PEDESTRIAN	LIGHT VEHICULAR	MEDIUM VEHICULAR	HEAVY VEHICULAR	PERMEABLE	ADA COMPLIANT
#385	60mm	24" x 24" x 2⅜"	20	2,240 lbs	80	•					

Coping

Product No.	Height	Dimensions	Units/Pallet	Pallet Weight	Linear Ft./Pallet	PEDESTRIAN	LIGHT VEHICULAR	MEDIUM VEHICULAR	HEAVY VEHICULAR	PERMEABLE	ADA COMPLIANT
#301	60mm	4" x 9" x 2⅜"	300	1,440 lbs	87.5	•					
#303	30mm	4" x 9" x 1⅜"	384	1,960 lbs	115	•					

Holland Stone

Product No.	Height	Dimensions	Units/Pallet	Pallet Weight	Sq.Ft./Pallet	PEDESTRIAN	LIGHT VEHICULAR	MEDIUM VEHICULAR	HEAVY VEHICULAR	PERMEABLE	ADA COMPLIANT
#220	45mm	3 ¹⁵ / ₁₆ " x 7 ⁷ / ₈ " x 1⅜"	672	2,865 lbs	145	•	•				
#217	60mm	3 ¹⁵ / ₁₆ " x 7 ⁷ / ₈ " x 2⅜"	480	2,884 lbs	103	•	•				
#219	80mm	3 ¹⁵ / ₁₆ " x 7 ⁷ / ₈ " x 3⅜"	384	2,988 lbs	83	•	•	•	•		

- Available in tumbled finish upon request. Please allow 2-5 days production time.

Note: Dimensions are nominal.

SPECIFICATIONS Pavers

Panorama™ - Demi & Supra

Product No.	Height	Dimensions	Units/Pallet	Pallet Weight	Sq.Ft./Pallet	Suitable For:					
						PEDESTRIAN	LIGHT VEHICULAR	MEDIUM VEHICULAR	HEAVY VEHICULAR	PERMEABLE	ADA COMPLIANT
#365 Demi	30mm	3 ¹⁵ / ₁₆ " x 7 ⁷ / ₈ " x 1 ⁹ / ₅₀ "	160	2,884 lbs	206						
	30mm	7 ⁷ / ₈ " x 7 ⁷ / ₈ " x 1 ⁹ / ₅₀ "	160			•					
	30mm	7 ⁷ / ₈ " x 11 ¹³ / ₁₆ " x 1 ⁹ / ₅₀ "	160								
#367 Demi	60mm	3 ¹⁵ / ₁₆ " x 7 ⁷ / ₈ " x 2 ³ / ₈ "	80	2,826 lbs	103						
	60mm	7 ⁷ / ₈ " x 7 ⁷ / ₈ " x 2 ³ / ₈ "	80			•	•				
	60mm	7 ⁷ / ₈ " x 11 ¹³ / ₁₆ " x 2 ³ / ₈ "	80								
#368 Supra	60mm	7 ⁷ / ₈ " x 15 ³ / ₄ " x 2 ³ / ₈ "	20	2,845 lbs	103						
	60mm	15 ³ / ₄ " x 15 ³ / ₄ " x 2 ³ / ₈ "	20			•					
	60mm	15 ³ / ₄ " x 23 ⁵ / ₈ " x 2 ³ / ₈ "	20								

• Available in tumbled finish upon request. Please allow 2-5 days production time.

Plaza Stone

Product No.	Height	Dimensions	Units/Pallet	Pallet Weight	Sq.Ft./Pallet	PEDESTRIAN	LIGHT VEHICULAR	MEDIUM VEHICULAR	HEAVY VEHICULAR	PERMEABLE	ADA COMPLIANT
#641/641T Bundle	60mm	2 ³ / ₄ " x 5 ¹ / ₂ " x 2 ³ / ₈ "	120	2,971 lbs	106						
	60mm	5 ¹ / ₂ " x 5 ¹ / ₂ " x 2 ³ / ₈ "	120			•	•				
	60mm	5 ¹ / ₂ " x 8 ¹ / ₄ " x 2 ³ / ₈ "	120								
#611	45mm	5 ¹ / ₂ " x 8 ¹ / ₄ " x 1 ³ / ₈ "	504	3,377 lbs	160	•	•				

• Available in tumbled finish upon request. Please allow 2-5 days production time.

Rumblestone® Pavers

Product No.	Height	Dimensions	Units/Pallet	Pallet Weight	Sq.Ft./Pallet	PEDESTRIAN	LIGHT VEHICULAR	MEDIUM VEHICULAR	HEAVY VEHICULAR	PERMEABLE	ADA COMPLIANT
#913 Mini	45mm	3 ¹ / ₂ " x 7" x 1 ³ / ₄ "	576	1,976 lbs	98	•					
#911 Square	45mm	7" x 7" x 1 ³ / ₄ "	288	1,976 lbs	98	•					
#909 Rectangle	45mm	7" x 10" x 1 ³ / ₄ "	192	1,944 lbs	98	•					

Venetian®

Product No.	Height	Dimensions	Units/Pallet	Pallet Weight	Sq.Ft./Pallet	PEDESTRIAN	LIGHT VEHICULAR	MEDIUM VEHICULAR	HEAVY VEHICULAR	PERMEABLE	ADA COMPLIANT
#267/267T Bundle	60mm	5 ¹⁵ / ₁₆ " x 5 ¹⁵ / ₁₆ " x 2 ³ / ₈ "	200	2,660 lbs	95						
	60mm	5 ¹⁵ / ₁₆ " x 8 ⁷ / ₈ " x 2 ³ / ₈ "	200			•	•				
#270/270T	60mm	11 ¹³ / ₁₆ " x 11 ¹³ / ₁₆ " x 2 ³ / ₈ "	120	3,204 lbs	120	•	•				

• Available in tumbled finish upon request. Please allow 2-5 days production time.




Venetian® Demi

Product No.	Height	Dimensions	Units/Pallet	Pallet Weight	Sq.Ft./Pallet	PEDESTRIAN	LIGHT VEHICULAR	MEDIUM VEHICULAR	HEAVY VEHICULAR	PERMEABLE	ADA COMPLIANT
#110200 Demi	60mm	3 ¹⁵ / ₁₆ " x 7 ⁷ / ₈ " x 2 ³ / ₈ "	80	2,826 lbs	103						
	60mm	7 ⁷ / ₈ " x 7 ⁷ / ₈ " x 2 ³ / ₈ "	80			•	•				
	60mm	7 ⁷ / ₈ " x 11 ¹³ / ₁₆ " x 2 ³ / ₈ "	80								

Note: Dimensions are nominal.

SPECIFICATIONS Walls & Caps




Suitable For:

RETAINING WALLS	FREESTANDING WALLS	OUTDOOR LIVING
		




Regal Stone Pro® Medley

Product No.	Height	Width	Depth	Units/Pallet	Pallet Weight	Face Ft./Pallet			
#888	Left Score	8"	18"	12"	36	2,560 lbs	•		
	Straight	8"	18"	12"					
	Right Score	8"	18"	12"					



Regal Stone Pro® RockFace

Product No.	Height	Width	Depth	Units/Pallet	Pallet Weight	Face Ft./Pallet			
#818	8"	18"	12"	45	2,880 lbs	45	•		




Regal Stone Pro® Tri-plane ST

Product No.	Height	Width	Depth	Units/Pallet	Pallet Weight	Face Ft./Pallet			
#110150	8"	18"	12"	36	2,592 lbs	36	•		




Harington® Medley

Product No.	Height	Width	Depth	Units/Pallet	Pallet Weight	Face Ft./Pallet			
#870 Bundled	6"	18"	12"	45	3,510 lbs	34	•		
	6"	18"	12"						
	6"	18"	12"						




Rumblestone® Wall Units

Product No.	Height	Width	Depth	Units/Pallet	Pallet Weight	Face Ft./Pallet			
#917	Medium	3½"	7"	144	1,944 lbs	n/a	•	•	•
#919	Large	3½"	10½"	96	1,944 lbs	n/a			
#923	Trapezoid	3½"	6½"/10¼"	120	1,938 lbs	n/a			
#924	Plank	3½"	3½"	192	1,976 lbs	n/a			

Stonegate® & Cap

Product No.	Height	Width	Depth	Units/Pallet	Pallet Weight	Face Ft./Pallet			
#110176T	6"	6"/4"	10"	20	2,695 lbs	26 (approx.)	•	•	•
	6"	12"/10"	10"	20					
	6"	16"/14"	10"	20					
#110177T	3"	12"/10"	11"	120	3,240 lbs	110 L.F.			

12" Retaining Wall & Cap

Product No.	Height	Width	Depth	Units/Pallet	Pallet Weight	Face Ft./Pallet			
#811	Wall	4"	12"	144	3,161 lbs	46.6	•		
#814	Square Cap	2"	12"	120	1,889 lbs	120 L.F.			

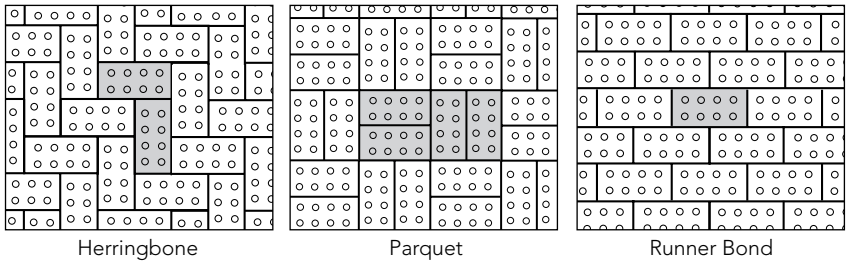
Caps

Product No.		Height	Width	Depth	Units/Pallet	Pallet Weight	Linear Ft./Pallet
#824	3" Trapezoid	3"	16 ¹³ / ₁₆ " / 12"	10 ³ / ₈ "	90	3,150 lbs	108
#830	4" Trapezoid	4"	17 ¹ / ₈ " / 12"	10 ³ / ₈ "	63	2,961 lbs	76

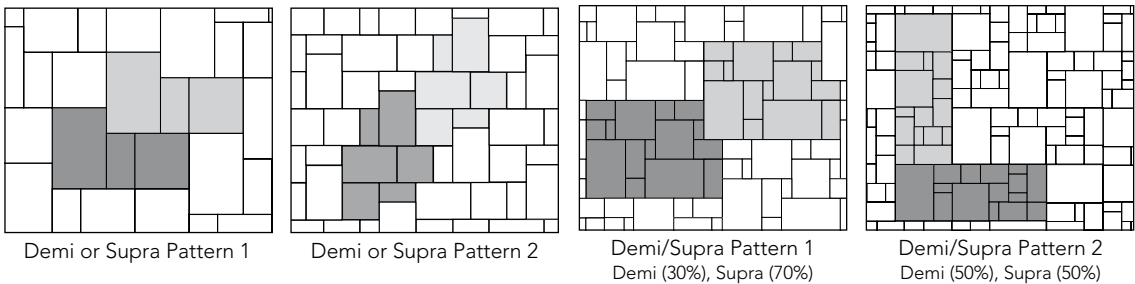
Note: Dimensions are nominal.

POPULAR LAYING PATTERNS by Paver

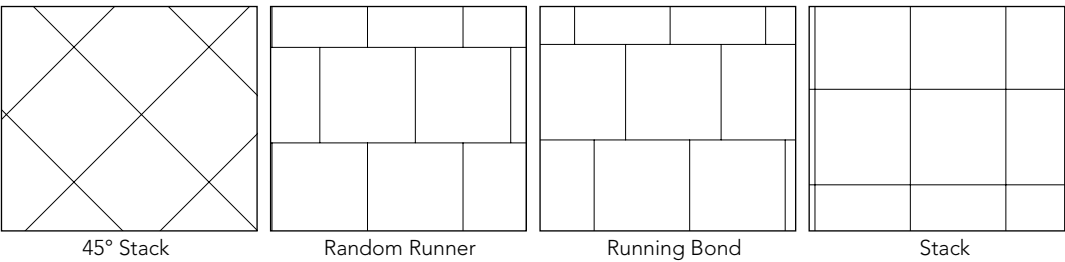
CityScape ADA



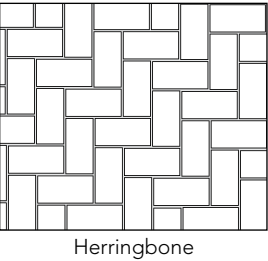
CityStone™ or Panorama™ Demi & Supra



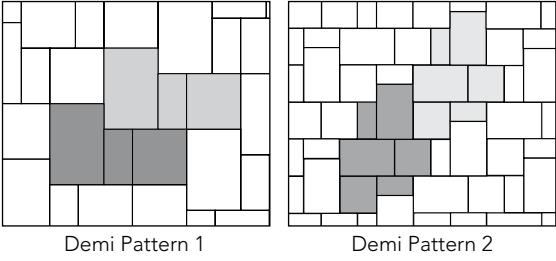
CityStone™ XL



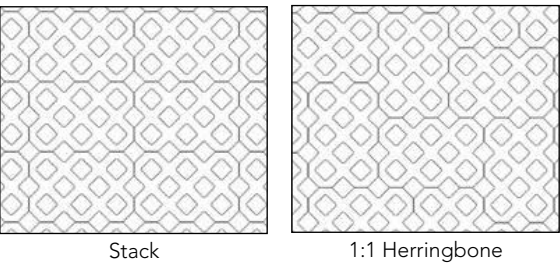
Eco-CityLock®



Eco-Panorama™ Demi

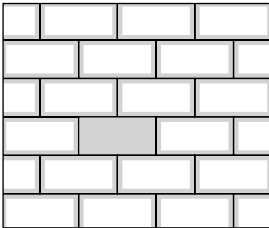


Grasstone™ II

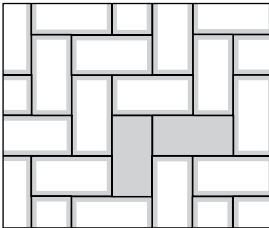


POPULAR LAYING PATTERNS by Paver

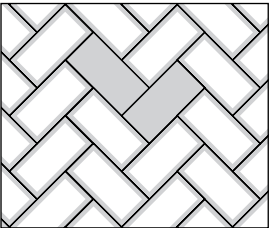
Holland Stone



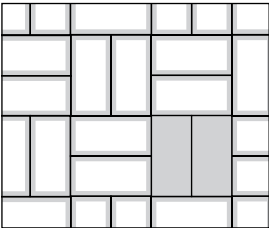
Runner Bond



90° Herringbone

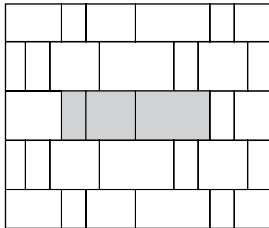


45° Herringbone

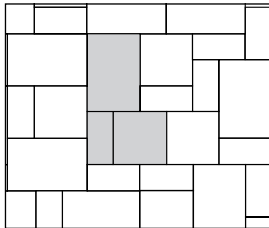


Parquet

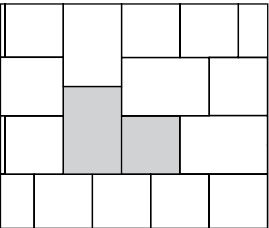
Plaza Stone



Runner Bond - 3pc




Random - 3pc

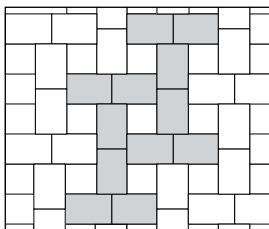


Muster "K"
Rectangles (69%) Squares (31%)

Venetian®

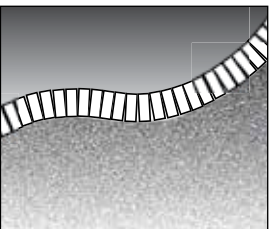


Herringbone
6x6/6x9 Combo

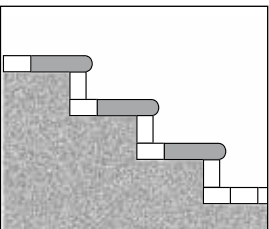


"I" Pattern
6x6/6x9 Combo

Coping Stone



Pool Coping



Step Treads

ACCESSORIES



Natural Look Sealer – Water-based penetrating silicone sealer waterproofs and protects concrete, brick, masonry, pavers, and stucco surfaces. Clear sealer does not change the surface appearance. Seals from water, salts, and oils. UV Resistant.

Use For: Driveways • Patios • Walls • Sidewalks • Pre-stress panels • Retaining walls • Tunnels • Loading docks • Bridge columns • Tunnels • Curbs/steps



Commercial Grade Polyurethane Construction Adhesive – High performance, commercial grade adhesive designed for permanently bonding concrete, brick, marble, stone, wood, glass, aluminum, steel, PVC and tile.

Use For: Repairing broken concrete • Bonding retaining wall block and caps



Wet Look High Gloss Sealer – Water-based penetrating silicone sealer waterproofs and enhances the color of concrete, masonry, brick, paver, and natural stone surfaces. Seals from acids, grease, food stains, oil, salt, and more. UV resistant.

Use For: Decorative concrete • Pavers • Natural stone • Exposed aggregate • Brick • Stucco



Polymeric Sand - Polymeric Sand is a precise mixture of polymer binders and clean natural sand. Polymeric Sand will bond with the pavers/stones adding strength to the joint as well as reliability to the pavement system. It is ideal for use on any paver surface such as sloping areas, driveways, patios, pool decks, sidewalks, etc.

Use For: Driveways • Sidewalks • Pool decks • Patios


BEFORE - No Sealer



AFTER - With Sealer



Geogrid and Edge Restraint



Geogrid

Edge Restraint



CEMENT & CONCRETE PRODUCTS™

Contact Your Local Representative for availability on the full line of QUIKRETE® products such as bagged concrete mixes, concrete repair products, and masonry products.

Color Variations

As in all natural materials, color in paving stones and wall stones has inherent variations. Paver and wall color is affected by the variances in the raw materials, concrete mixture, moisture content, climactic conditions, and other variations. Therefore, the colors shown are approximate representations of paver and wall colors, but should not be expected to be an exact match of what will be delivered.

The Nature of Efflorescence

Another cause of color variation in paving stones and wall stones may be the natural phenomenon called efflorescence. Efflorescence, a deposit of white salts consisting of mostly calcium carbonate, may appear as a white powder on the paver or wall surface and in no way affects the structural integrity. This phenomenon occurs in all concrete and although it cannot be completely prevented from occurring, efflorescence generally will weather off and disappear over time or can be removed with cleaners at the job site.





Stonegate®



Manufactured at:
830 Brookline Road
Katy, TX 77494
Phone: 281-391-7283

QUIKRETE and its subsidiaries (collectively QUIKRETE) reserve the right to improve its products and make changes to its specification and design without notice. The information contained herein has been compiled by QUIKRETE and to the best of its knowledge, accurately represents Keystone Hardscapes products and how it may be used in the applications which are illustrated. Site conditions, including load pressures acting on the wall, soil types and drainage conditions, may vary. Final determination of the suitability of the product for the use contemplated and the manner of product use are the sole responsibility of the user. Good construction practices and local building codes require the use of an engineered design when constructing retaining walls or freestanding walls in many conditions. Structural design and analysis should be provided by a qualified engineer.

NOTICE OF LIMITED WARRANTY: the terms of the Limited Warranty applicable to our products can be found at www.keystonehardscapes.com or can be obtained by sending a written request to c/o KEYSTONE HARDSCAPES, 5 Concourse Parkway, Atlanta, GA 30328 USA.

©2021 The QUIKRETE Companies - Patents Pending. • KHS - 03/2021

www.keystonehardscapes.com