

**WILLAMETTE GRAYSTONE CATALOG | Vol. III**  
PAVERS | WALLS | OUTDOOR LIVING





Venetian® - Tumbled



## Imagine the possibilities...

---

Every day, Keystone Hardscapes helps turn possibilities into realities: an intimate backyard gathering space to entertain family and friends... a plaza with a unique, stylish ambiance... a stunning driveway and walkways to make that great first impression...

Keystone Hardscapes is where beauty, versatility and function meet. Since the 1980s, our products have been installed in thousands of residential and commercial properties. Our innovative pavers, walls and outdoor living elements continue to be favorites of homeowners, contractors, designers and developers.

Locally made products, nationally trusted brand. Trust us to help bring your next project to life.





















[www.keystonehardscapes.com](http://www.keystonehardscapes.com)





Panorama™ Supra

## Application Key

ADA 	Freestanding Walls 	Pedestrian 
Benches 	Heavy Vehicular 	Permeable 
Columns 	Kitchens 	Planters 
Driveways 	Light Vehicular 	Pool Decks 
Erosion Control 	Mailboxes 	Retaining Walls 
Fire Pits 	Medium Vehicular 	Steps 
Fireplaces 	Patios 	





<b>06</b>	<b>GET INSPIRED</b>
	Outdoor Living ..... 6
	Driveways ..... 12
	Poolside ..... 18
<b>25</b>	<b>PAVER COLLECTION</b>
	<b>Premium Pavers</b>
	Panorama™ Demi & Supra ..... 26
	Venetian® - Flag ..... 28
	Venetian® - Tumbled ..... 30
	<b>Pavers</b>
	24" Square ..... 32
	CityStone™ Series ..... 33
	Holland Stone ..... 34
	Plaza Stone - Rectangles & Squares ..... 36
	Plaza Stone Circle ..... 38
	Taverna® ..... 40
	Verona™ ..... 41
	Vintage Stone® - Tumbled ..... 42
	<b>Specialty Use Pavers</b>
	CityScape ADA ..... 44
	Coping Stone ..... 45
	<b>Permeable Pavers</b>
	Eco-CityLock® ..... 46
	Eco-Panorama™ Demi ..... 48
	Grasstone™ II ..... 49
	SF Rima® ..... 50
	Paver Installation Guide ..... 51
<b>53</b>	<b>WALL COLLECTION</b>
	<b>Structural Walls</b>
	Keystone Compac® - Straight ..... 54
	Keystone Compac® - Victorian ..... 56
	Keystone Standard® - Straight ..... 58
	Regal Stone Pro® - RockFace ..... 60
	<b>Landscape Walls</b>
	Harington® 6" Medley & 3" 3-pc..... 62
	Harington® Freestanding 3-pc ..... 64
	Regal Stone® ..... 66
	RockWall® ..... 68
	Stonegate® - Contemporary ..... 70
	Stonegate® - Old World ..... 72
	10" Retaining Wall ..... 74
	12" Retaining Wall ..... 75
	Wall Caps, Corners & Step Tread ..... 76
<b>79</b>	<b>OUTDOOR LIVING</b>
	Square Fire Pit Kit ..... 80
	Round Fire Pit Kits ..... 81
	Fireplace Kit ..... 82
	Stonegate® Project Designs ..... 83
<b>85</b>	<b>RESOURCES</b>
	Color Matrix ..... 86
	Product Specifications ..... 87
	Laying Patterns ..... 91
	Bagged Rock ..... 94
	Accessories ..... 95









Stonegate® - Contemporary



Venetian® - Tumbled



Plaza Stone









Stonegate® - Old World





## Outdoor Living





Venetian® - Tumbled




Panorama™ Demi & Supra & Harington® Freestanding 3-pc




Venetian® - Flag





Driveways





Panorama™ Demi





## Driveways





Venetian® - Tumbled



Venetian® - Tumbled



Eco-Panorama™ Demi





Driveways





Plaza Stone






Poolside





Venetian® - Tumbled



Panorama™ Supra




Plaza Stone





Poolside





Venetian® - Flag





Poolside





Panorama™ Supra



Venetian® - Tumbled



Plaza Stone





Panorama™ Supra Pavers & Harington® Freestanding 3-pc Wall

## Available Finishes



**Standard**  
Traditional machine-molded finish with beveled edges.



**Tumbled**  
Tumbled finish reminiscent of Old World European charm.



**Platinum Series**  
Smooth finish with a fine gradient texture allows for a brighter color presentation and color endurance.





25	PAVER COLLECTION
<b>Premium Pavers</b>	
Panorama™ Demi & Supra .....	26
Venetian® - Flag .....	28
Venetian® - Tumbled .....	30
<b>Pavers</b>	
24" Square .....	32
CityStone™ Series .....	33
Holland Stone .....	34
Plaza Stone - Rectangles & Squares .....	36
Plaza Stone Circle .....	38
Taverna® .....	40
Verona™ .....	41
Vintage Stone® - Tumbled .....	42
<b>Specialty Use Pavers</b>	
CityScape ADA .....	44
Coping Stone .....	45
<b>Permeable Pavers</b>	
Eco-CityLock® .....	46
Eco-Panorama™ Demi .....	48
Grasstone™ II .....	49
SF Rima® .....	50
Paver Installation Guide .....	51







Let this six-piece series bring your next hardscape design to life with sophistication and style. Panorama Demi & Supra can also be installed as two stand-alone three-piece paving systems.



# PANORAMA™

## Demi & Supra



1 2



Granite



Toscana Blend



Victorian Blend



Bluestone Blend

*Special Order*

Colors printed here are as true a match as the printing process will allow. For best matching results, please refer to actual samples.



**4x8**  
3<sup>15</sup>/<sub>16</sub>" x 7<sup>7</sup>/<sub>8</sub>" x 2<sup>3</sup>/<sub>8</sub>"



**8x8**  
7<sup>7</sup>/<sub>8</sub>" x 7<sup>7</sup>/<sub>8</sub>" x 2<sup>3</sup>/<sub>8</sub>"



**8x12**  
7<sup>7</sup>/<sub>8</sub>" x 11<sup>13</sup>/<sub>16</sub>" x 2<sup>3</sup>/<sub>8</sub>"

**#367 Demi - Bundle<sup>1,2</sup>**



**8x16**  
7<sup>7</sup>/<sub>8</sub>" x 15<sup>3</sup>/<sub>4</sub>" x 2<sup>3</sup>/<sub>8</sub>"



**16x16**  
15<sup>3</sup>/<sub>4</sub>" x 15<sup>3</sup>/<sub>4</sub>" x 2<sup>3</sup>/<sub>8</sub>"



**16x24**  
15<sup>3</sup>/<sub>4</sub>" x 23<sup>5</sup>/<sub>8</sub>" x 2<sup>3</sup>/<sub>8</sub>"

**#368 Supra - Bundle<sup>1</sup>**





Venetian - Flag is perfect for the customer who desires the look of flagstone without the high cost. Irregular shapes and a textured surface create outdoor spaces that integrate seamlessly with their surroundings.





# VENETIAN®

Flag



Toscana Blend



Victorian Blend



Bluestone Blend

*Special Order*

Colors printed here are as true a match as the printing process will allow. For best matching results, please refer to actual samples.



Stone A



Stone B



Stone C



Stone D



Stone E

#369 Bundle





A uniquely attractive textured surface sets Venetian apart from ordinary pavers, allowing for a dynamic interaction with sunlight and evoking the timeless beauty of flagstone. They are ideal for residential and commercial applications.





# VENETIAN®

## Tumbled



Sierra Blend



Victorian Blend



Walnut Blend

Colors printed here are as true a match as the printing process will allow. For best matching results, please refer to actual samples.



**6x6**  
5<sup>15</sup>/<sub>16</sub>" x 5<sup>15</sup>/<sub>16</sub>" x 2<sup>3</sup>/<sub>8</sub>"



**6x9**  
5<sup>15</sup>/<sub>16</sub>" x 8<sup>7</sup>/<sub>8</sub>" x 2<sup>3</sup>/<sub>8</sub>"



**#269T - 6x12**  
5<sup>15</sup>/<sub>16</sub>" x 11<sup>13</sup>/<sub>16</sub>" x 2<sup>3</sup>/<sub>8</sub>"



**#270T - 12x12**  
11<sup>13</sup>/<sub>16</sub>" x 11<sup>13</sup>/<sub>16</sub>" x 2<sup>3</sup>/<sub>8</sub>"

**#267T Bundle**



# 24" SQUARE



Concrete step stones instantly add beauty and value to any landscape.



Charcoal

Pewter

Colors printed here are as true a match as the printing process will allow. For best matching results, please refer to actual samples.



**#737 - 24x24**  
24" x 24" x 2"



# CITYSTONE™ Series



The CityStone Series offers smooth surfaces and classical chamfers defining each stone to create texture and visual structure.



Granite



Victorian Blend



Walnut Blend



Charcoal

6x12 unit only

Colors printed here are as true a match as the printing process will allow. For best matching results, please refer to actual samples.




**#287 - 6x12**  
5<sup>15</sup>/<sub>16</sub>" x 11<sup>13</sup>/<sub>16</sub>" x 2<sup>3</sup>/<sub>8</sub>"



**#277 - 12x12**  
11<sup>13</sup>/<sub>16</sub>" x 11<sup>13</sup>/<sub>16</sub>" x 2<sup>3</sup>/<sub>8</sub>"



**#213 - 4x4**  
3<sup>15</sup>/<sub>16</sub>" x 3<sup>15</sup>/<sub>16</sub>" x 2<sup>3</sup>/<sub>8</sub>"



**#257 - 8x8**  
7<sup>7</sup>/<sub>8</sub>" x 7<sup>7</sup>/<sub>8</sub>" x 2<sup>3</sup>/<sub>8</sub>"

Stocked in 60mm. Special Order in 80mm.

This product works in conjunction with Holland Stone.





Holland Stone offers the charm and versatility of a simple rectangular shape. From simplistic to intricate, pattern options are almost endless. Maximize design potential by combining pattern and color options.





# HOLLAND STONE



Charcoal



Classic Red



Granite



Sierra Blend



Truckee Blend



Victorian Blend



Walnut Blend

Colors printed here are as true a match as the printing process will allow. For best matching results, please refer to actual samples.



**#217**

3<sup>15</sup>/<sub>16</sub>" x 7<sup>7</sup>/<sub>8</sub>" x 2<sup>3</sup>/<sub>8</sub>"

Stocked in 60mm. Special Order in 40mm, 80mm & 120mm.

This product works in conjunction with the CityStone™ series.





Plaza Stone creates a welcoming effect with its “pillow top” surface and soft curved edges. The classic square and rectangle shapes make this a versatile paving system for both commercial and residential settings.





# PLAZA STONE

## Rectangles & Squares



Granite



Victorian Blend



Walnut Blend

Colors printed here are as true a match as the printing process will allow. For best matching results, please refer to actual samples.



**#646 - Square<sup>1,2</sup>**  
5½" x 5½" x 2⅜"



**#606 - Rectangle<sup>1</sup>**  
5½" x 8¼" x 2⅜"

Stocked in 60mm. Special Order in 80mm.





Add design distinction to an outdoor space with the multi-shape Plaza Stone Circle. This circle pack can be combined any other Plaza Stone paver to extend the visual impact and appeal of your project.





# PLAZA STONE

Circle



Granite



Victorian Blend



Walnut Blend

*Standard Colors*



Sierra Blend



Victorian Blend



Walnut Blend

*Tumbled Colors*

Colors printed here are as true a match as the printing process will allow. For best matching results, please refer to actual samples.



**A - Center**

5½" x 2¾" x 2⅜"



**B - Wedge**

5½" x 6⅜" x 2⅜"



**C - Trap**

5½" x 4½" x 2⅜"



**D - Twinkie**

5½" x 2¾" x 2⅜"



**E - ¾ Square**

5½" x 4⅛" x 2⅜"

**#637 Bundle**

Available in tumbled and untumbled.



# TAVERNA®



Riven stone surfaces and softened edges create the natural look of weathered flagstone.



Bluestone Blend



Truckee Blend



Walnut Blend

Colors printed here are as true a match as the printing process will allow. For best matching results, please refer to actual samples.



**#253 - 8x12**  
7<sup>7</sup>/<sub>8</sub>" x 11<sup>13</sup>/<sub>16</sub>" x 2"



**#264 - 16x16**  
15<sup>3</sup>/<sub>4</sub>" x 15<sup>3</sup>/<sub>4</sub>" x 2"



# VERONA™

## 3x12



The Verona series features planks and slabs with a clean, urban look through minimalist detailing.



Granite

Colors printed here are as true a match as the printing process will allow. For best matching results, please refer to actual samples.



**#339 - 3x12**  
3" x 12" x 4"





The Vintage Stone product line delivers scale, color, and modular design options for unique pavement expression. Its random pattern creates an infinite number of impression possibilities, making it one of the most popular pavers.





# VINTAGE STONE®

Tumbled



Sierra Blend



Victorian Blend



Walnut Blend

Colors printed here are as true a match as the printing process will allow. For best matching results, please refer to actual samples.



**#282T - 6x6**  
5<sup>15</sup>/<sub>16</sub>" x 5<sup>15</sup>/<sub>16</sub>" x 2<sup>3</sup>/<sub>8</sub>"




**#292T - 6x9**  
5<sup>15</sup>/<sub>16</sub>" x 8<sup>7</sup>/<sub>8</sub>" x 2<sup>3</sup>/<sub>8</sub>"



# CITYSCAPE ADA Detectable Warning Paver


Provides visual and textural guidance provisions for wheelchair and pedestrian access to streets and sidewalks for public right of way.



Charcoal

Red

Colors printed here are as true a match as the printing process will allow. For best matching results, please refer to actual samples.



**#200**  
3<sup>15</sup>/<sub>16</sub>" x 7<sup>7</sup>/<sub>8</sub>" x 2<sup>3</sup>/<sub>8</sub>"



# COPING STONE



Coping Stones are a perfect addition to any hardscape project and are most commonly used as edging around pools.



Charcoal

Colors printed here are as true a match as the printing process will allow. For best matching results, please refer to actual samples.



**#301**  
4" x 9" x 2<sup>3</sup>/<sub>8</sub>"





An innovative modular permeable paver system with contemporary aesthetics, the Eco-CityLock series delivers a sustainable, pervious pavement surface.





# ECO-CITYLOCK®



Pewter

Colors printed here are as true a match as the printing process will allow. For best matching results, please refer to actual samples.



**#314 - 4x8**  
4" x 8" x 2<sup>3</sup>/<sub>8</sub>"



**#312 - 4x16**  
4" x 16" x 4"





# ECO-PANORAMA™

## Demi

Offering the appearance of weathered cut flagstone while reducing, or eliminating, stormwater detention.



Toscana Blend

Victorian Blend

Colors printed here are as true a match as the printing process will allow. For best matching results, please refer to actual samples.



**4x8**  
4" x 8" x 3 1/8"



**8x8**  
8" x 8" x 3 1/8"



**8x12**  
8" x 12" x 3 1/8"

#366 - Bundle





# GRASSTONE™ II



This grid paver permits water infiltration and establishes vegetation while creating a suitable platform for intermittent light vehicular use.



Gray

Colors printed here are as true a match as the printing process will allow. For best matching results, please refer to actual samples.



**#189**  
23<sup>5</sup>/<sub>8</sub>" x 15<sup>3</sup>/<sub>4</sub>" x 3<sup>1</sup>/<sub>8</sub>"





# SF RIMA®



SF Rima reduces your impact on the environment by allowing rainwater drainage through a permeable system.

*Special Order Product*



Gray

Walnut Blend

Colors printed here are as true a match as the printing process will allow. For best matching results, please refer to actual samples.



**#SFRIMA**  
9½" x 9½" x 3⅛"





# PAVER INSTALLATION GUIDE



1

Excavate unsuitable, unstable or unconsolidated subgrade material and compact the area which has been cleared. Backfill and level with dense graded aggregate suitable for base material - typically a minimum 4 inch to 8 inches thick (102mm - 203mm). Compact base to optimum moisture/density or as otherwise directed by site engineer/architect/landscape architect.



2

Place bedding course of washed sand conforming to the grading requirements of ASTM C 33 to a maximum uniform depth of 1-1 1/2 inch (25-38mm). Screed to the grade and profile required.



3

Install pavers with joints to a nominal 1/8 inch (3mm).



4

Where required, cut pavers with an approved cutting device to fit accurately, neatly, and without damaged edges.

5

Compact using a plate compactor with neoprene mats attached to the compactor or use a rubber roller compactor. Alternatively compact with a standard steel plate compactor using sheets of plywood on top of the paving units. Do not compact paving units directly on top with a standard plate compactor.

6

Post-compaction, spread and sweep dry ASTM C 33 or ASTM C 144 sand over the entire paving area.

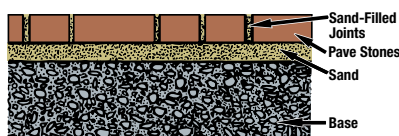
7

Make one more pass with the plate compactor using neoprene mats, rubber rollers, or plywood to completely fill the joints with sand.

8

Sweep paver surface clean for final acceptance by owner/owner's agent.

**TYPICAL  
CROSS SECTION  
OF CONCRETE  
PAVER INSTALLATION**



Complete installation and specification details are available by contacting your Willamette Graystone Sales Representative.

## THE NATURE OF EFFLORESCENCE

Another cause of color variation in paving stones and wall stones may be the natural phenomenon called efflorescence. Efflorescence, a deposit of white salts consisting of mostly calcium carbonate, may appear as a white powder on the paver or wall surface and in no way affects the structural integrity. This phenomenon occurs in all concrete and although it cannot be completely prevented from occurring, efflorescence generally will weather off and disappear over time or can be removed with cleaners at the job site.

## COLOR VARIATIONS

As in all natural materials, color in paving stones and wall stones has inherent variations. Paver and wall colors are affected by the variances in the raw materials, concrete mixture, moisture content, climactic conditions, and other variations. Therefore, the colors shown are approximate representations of paver and wall colors, but should not be expected to be an exact match of what will be delivered.






Stonegate® - Old World



53	WALL COLLECTION
Structural Walls	
Keystone Compac® - Straight .....	54
Keystone Compac® - Victorian .....	56
Keystone Standard® - Straight .....	58
Regal Stone Pro® - RockFace .....	60
Landscape Walls	
Harington® 6" Medley & 3" 3-pc.....	62
Harington® Freestanding 3-pc .....	64
Regal Stone® .....	66
RockWall® .....	68
Stonegate® - Contemporary.....	70
Stonegate® - Old World.....	72
10" Retaining Wall.....	74
12" Retaining Wall.....	75
Wall Caps, Corners & Step Treads .....	76



Keystone Compac® - Straight





Featuring unrivaled aesthetic options, cost-saving versatility and proven performance, installers prefer the Compac's lighter weight, shorter tail design and proven pin connection.





# KEYSTONE COMPAC®

Straight



Pewter

Colors printed here are as true a match as the printing process will allow. For best matching results, please refer to actual samples.

See page 77 for cap and corner options.



**#110170N**  
8" x 18" x 12"



2 Connection  
pins required  
per unit.





The Keystone Compac - Victorian combines a unique, beveled face appearance with the efficiencies of a Compac III unit installation.



# KEYSTONE COMPAC®

Victorian



Granite

Colors printed here are as true a match as the printing process will allow. For best matching results, please refer to actual samples.

See page 77 for cap and corner options.



**#110178N**  
8" x 18" x 12"



2 Connection  
pins required  
per unit.





The Keystone Standard III features combine with sound engineering to produce a commercial retaining wall with exceptional structural stability and efficiencies.





# KEYSTONE STANDARD®

Straight



Pewter

Colors printed here are as true a match as the printing process will allow. For best matching results, please refer to actual samples.

See page 77 for cap and corner options.



#110173N  
8" x 18" x 21"



2 Connection  
pins required  
per unit.





Regal Stone Pro - RockFace 2-piece produces the latest look and appeal in architectural design. Its use of multiple shape patterning and alternating scale create new and innovative application potential for site work design.



# REGAL STONE PRO®

## RockFace



Granite



Walnut Blend


Colors printed here are as true a match as the printing process will allow. For best matching results, please refer to actual samples.

See page 77 for cap and corner options.



**#818**  
8" x 18" x 12"





Harington - Medley offers scored and straight split units achieving the beauty of a three-piece system with the efficiencies of a single unit installation. The 3" and 6" units combined offer an ashlar appearance.





# HARINGTON®

## 6" Medley & 3" 3-pc



3" 3-pc



Granite



Victorian Blend



Walnut Blend

Colors printed here are as true a match as the printing process will allow. For best matching results, please refer to actual samples.

See page 77 for cap and corner options.



**Left Score**  
6" x 18" x 12"



**Straight**  
6" x 18" x 12"



**Right Score**  
6" x 18" x 12"



**Small**  
3" x 6" x 11½"



**Medium**  
3" x 12" x 11½"



**Large**  
3" x 18" x 11½"



**#883 - Large**  
6" x 18" x 12"

**#870 6" Medley Bundle**

**#877 3" 3-pc Bundle**

6" Medley





The Harington Freestanding 3-piece wall is crafted in compelling colors and rough-hewn textures. Create curved or straight freestanding walls, columns, outdoor kitchens and fire features with this versatile system.





# HARINGTON®

Freestanding 3-pc



Granite



Victorian Blend



Walnut Blend

Colors printed here are as true a match as the printing process will allow. For best matching results, please refer to actual samples.

See page 77 for cap and corner options.



**Small**  
6" x 6"/4" x 9"



**Medium**  
6" x 12"/10" x 9"



**Large**  
6" x 18"/16" x 9"

**#889 Bundle**





The Regal Stone - Straight and Tri-plane continue to provide economy of effort in a structural product. The rear lip facilitates construction, ensuring proper alignment and precise setback.



# REGAL STONE®

Straight & Tri-plane



Straight



Pewter



Walnut Blend

Colors printed here are as true a match as the printing process will allow. For best matching results, please refer to actual samples.



**#822 - Straight**  
6" x 16¾" x 12"



**#821 - Tri-plane**  
6" x 15½" x 12"

Tri-plane





RockWall brings an unmatched sense of permanence to any home landscape. Environmentally friendly and easy to install, this unit can be configured in a variety of ways to create walls that naturally flow with landscape contours.





# ROCKWALL®



Granite



Sierra Blend



Victorian Blend



Walnut Blend

Colors printed here are as true a match as the printing process will allow. For best matching results, please refer to actual samples.



**#875**

4" x 11 $\frac{5}{8}$ " x 6 $\frac{3}{4}$ "





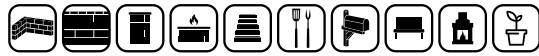
The smooth stone appearance of Stonegate - Contemporary has a modern appeal. Produced in colors that enhance its antiqued cut stone appearance, it is perfect for outdoor living projects, freestanding and retaining walls.





# STONEGATE®

## Contemporary



Victorian Blend



Walnut Blend

Colors printed here are as true a match as the printing process will allow. For best matching results, please refer to actual samples.



**Small**  
6" x 6"/4" x 10"



**Medium**  
6" x 12"/10" x 10"



**Large**  
6" x 16"/14" x 10"



**#110177 - Cap**  
3" x 12" x 11"



2 Connection pins  
required per unit.

#110176 Bundle





Reminiscent of the charming walls of the European countryside, Keystone's Stonegate features a smoothly weathered stone appearance, perfect for outdoor living projects, freestanding and retaining walls.





# STONEGATE®

## Old World



Victorian Blend



Walnut Blend

Colors printed here are as true a match as the printing process will allow. For best matching results, please refer to actual samples.



**Small**  
6" x 6"/4" x 10"



**Medium**  
6" x 12"/10" x 10"



**Large**  
6" x 16"/14" x 10"



**#110177T - Cap**  
3" x 12" x 11"



2 Connection pins  
required per unit.


**#110176T Bundle**



# 10" RETAINING WALL



To create the perfect design elements for a residential yard, use these low-maintenance, easy-to-install units.



Oaks Blend



Pewter



River Red



Sierra Blend

Colors printed here are as true a match as the printing process will allow. For best matching results, please refer to actual samples.



**#807**  
3" x 10" x 5 5/8"



# 12" RETAINING WALL



Perfect for landscape walls up to 2' as well as raised garden beds, tree rings, curved walls and terraces.



Buff

Pewter

River Red

Colors printed here are as true a match as the printing process will allow. For best matching results, please refer to actual samples.



**#811**  
4" x 11 $\frac{5}{8}$ " x 6 $\frac{3}{4}$ "





Add the perfect finishing details with wall caps and corners. The smaller scale of the cap combines with the larger scale wall unit to give the completed installation a distinctive and professionally rendered appearance.





# WALL CAPS, CORNERS & STEP TREAD



#814 - 2" Rectangle Cap



Granite      Sierra Blend      Victorian Blend      Walnut Blend

#110819 - 3" Rectangle Cap



Charcoal      Granite      Victorian Blend      Walnut Blend

#110894 - 6" Corner



Granite      Victorian Blend      Walnut Blend

#110866 - 8" Corner



Granite      Pewter      Walnut Blend

#830 - 4" Trapezoid Cap



Pewter

#828N - Step Tread




Gray



Walnut Blend

Colors printed here are as true a match as the printing process will allow. For best matching results, please refer to actual samples.



**#814**  
2" Rectangle Cap  
2" x 11<sup>7</sup>/<sub>8</sub>" x 8"

**#110819**  
3" Rectangle Cap  
3" x 18" x 13<sup>1</sup>/<sub>2</sub>"

**#110894**  
6" Corner  
6" x 18" x 9"

**#110866**  
8" Corner  
8" x 18" x 9"

**#830**  
4" Trapezoid Cap  
4" x 17"/12" x 10<sup>1</sup>/<sub>2</sub>"

**#828**  
6" Step Tread  
6" x 16" x 12"





Rumblestone® Square Fire Pit





# Contents

79	OUTDOOR LIVING
	Square Fire Pit Kit ..... 80
	Round Fire Pit Kits ..... 81
	Fireplace Kit ..... 82
	Stonegate® Project Designs ..... 83



Rumblestone® Round Fire Pit



# SQUARE FIRE PIT KIT

RumbleStone®



Sierra Blend



Metal Inserts Available

Dimensions	Included	Product Number
Height: 14" Outside Diameter: 38.5"	32 RumbleStone Mini units, 12 RumbleStone Medium units, 24 Rumblestone Large units, 5 bags of sand and 4 tubes of adhesive	#SQPIT2 - without grate #SQPIT2G - with grate

Contact your local Willamette Graystone representative for options on metal inserts available.



**WARNING:**

Combustion byproducts produced when using this product include carbon monoxide, a chemical known to the State of California to cause birth defects or other reproductive harm.

Colors printed here are as true a match as the printing process will allow. For best matching results, please refer to actual samples.



# ROUND FIRE PIT KITS

## RockWall®



Victorian Blend



Metal Inserts Available

Dimensions	Included	Product Number
Height: 14" Outside Diameter: 41"	30 6x8 RockWall units, 30 RockWall caps, 3 bags of sand and 2 tubes of adhesive	#RWMFPVB - without insert #RWMFPVBWIN - with insert

Contact your local Willamette Graystone representative for options on metal inserts available.

## RumbleStone®



Sierra Blend



Metal Inserts Available

Dimensions	Included	Product Number
Height: 14" Outside Diameter: 45.8"	(1) 31" round insert, 48 RumbleStone Mini units, 48 RumbleStone Trapezoid units, 5 bags of sand and 4 tubes of adhesive	#RDPIT2 - without grate #RDPIT2G - with grate

Contact your local Willamette Graystone representative for options on metal inserts available.



### WARNING:

Combustion byproducts produced when using this product include carbon monoxide, a chemical known to the State of California to cause birth defects or other reproductive harm.

Colors printed here are as true a match as the printing process will allow. For best matching results, please refer to actual samples.



# FIREPLACE KIT

RumbleStone®



Sierra Blend



Nominal Dimensions	Included	Product Number
84"W x 94½"H	2 pallets of RumbleStone Large, 2 pallets of RumbleStone Medium, 1 pallet of RumbleStone Mini, 1 firebox, 1 custom fit 21" log grate designed to burn wood logs, (1) 14" chimney, and 24 tubes of polyurethane adhesive.	#FPKIT35

Contact your local Willamette Graystone representative for options on metal inserts available.



**WARNING:**

Combustion byproducts produced when using this product include carbon monoxide, a chemical known to the State of California to cause birth defects or other reproductive harm.

Colors printed here are as true a match as the printing process will allow. For best matching results, please refer to actual samples.





Visit [www.keystonehardscapes.com](http://www.keystonehardscapes.com) for more outdoor living inspiration and designs that can be created with Stonegate®.



Benches



Columns



Fire Pits

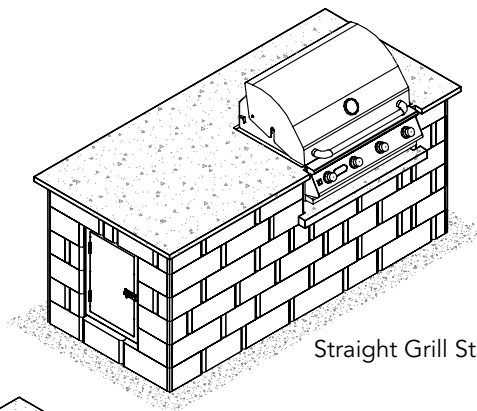


Outdoor Kitchens

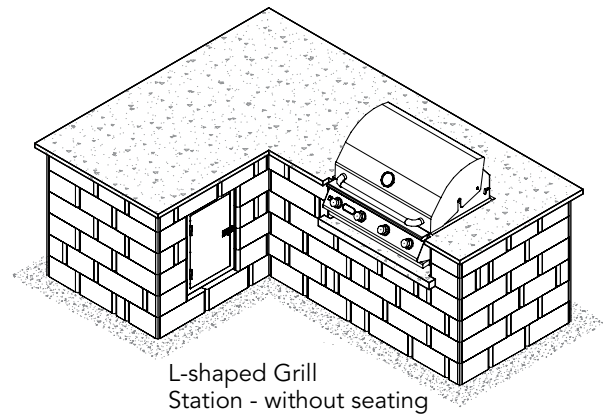


Fireplaces

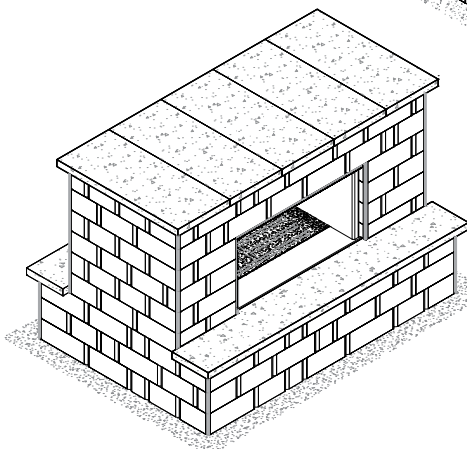
No-Cut Designs • Full Pallet • Less Labor • Easy Installation • Increase Profits




Straight Grill Station




L-shaped Grill Station - without seating



2-sided Fireplace



1-sided Fireplace



L-shaped Grill Station - with seating





Panorama™ Supra Pavers / Harington® Freestanding Wall / RumbleStone® Fire Pit





# Contents

85	RESOURCES
	Color Matrix ..... 86
	Product Specifications ..... 87
	Laying Patterns ..... 91
	Bagged Rock ..... 94
	Accessories ..... 95





# COLOR MATRIX

This color matrix serves as a guide for color selection across product lines.

		STANDARD														TUMBLED				
		Bluestone Blend	Buff	Charcoal	Classic Blend	Granite	Gray	Oaks Blend	Pewter	Red	River Red	Sierra Blend	Toscana Blend	Truckee Blend	Victorian Blend	Walnut Blend	Granite	Sierra Blend	Victorian Blend	Walnut Blend
Prod. #	PAVER COLLECTION																			
367, 368	Panorama™ Demi & Supra	SO				x							x		x					
369	Venetian® - Flag	SO											x		x					
267T, 269T, 270T	Venetian® - Tumbled																	x	x	x
277, 213, 257	CityStone™ Series					x									x	x				
287	CityStone™ (6x12)			x																
737	24" Square			x					x											
217	Holland Stone			x	x	x						x		x	x	x				
646, 606	Plaza Stone - Untumbled					x									x	x				
637	Plaza Stone Circle - Untumbled					x									x	x				
637T	Plaza Stone Circle - Tumbled																	x	x	x
253, 264	Taverna®	x												x		x				
339	Verona™					x														
282T, 292T	Vintage Stone® - Tumbled																	x	x	x
200	CityScape ADA			x						x										
301	Coping Stone			x																
314, 312	Eco-CityLock®								x											
366	Eco-Panorama™ Demi												x		x					
189	Grasstone™ II						x													
SFRIMA	SF RIMA®						SO									SO				
	WALL COLLECTION																			
110170N	Keystone Compac® - Straight								x											
110178N	Keystone Compac® - Victorian					x														
110173N	Keystone Standard® - Straight								x											
818	Regal Stone Pro® - RockFace					x										x				
870, 877, 883	Harington® Medley & 3" 3-pc					x									x	x				
889	Harington® Freestanding 3-pc					x									x	x				
822, 821	Regal Stone® - Straight & Tri-plane								x							x				
875	RockWall®					x						x			x	x				
110176, 110177	Stonegate® - Contemporary & Cap														x	x				
110176T, 110177T	Stonegate® - Old World & Cap														x	x				
807	10" Retaining Wall							x	x		x	x								
811	12" Retaining Wall		x						x		x									
	WALL CAPS, CORNERS & STEP TREAD																			
814	2" Rectangle Cap					x						x			x	x				
110819	3" Rectangle Cap			x		x									x	x				
110894	6" Straight Corner					x									x	x				
110866	8" Straight Corner					x			x							x				
830	4" Trapezoid Cap								x											
828	6" Step Tread						x									x				
	OUTDOOR LIVING																			
SQPIT2	RumbleStone Square Fire Pit											x								
RWMFPVB	RockWall Round Fire Pit														x					
RDPIT2	RumbleStone Round Fire Pit											x								
FPKIT	Rumblestone® Fireplace											x								

SO = Special Order



# SPECIFICATIONS Pavers

## Panorama™ - Demi & Supra

Product No.	Height	Dimensions	Units/Pallet	Pallet Weight	Sq. Ft./Pallet
#367 Demi	60mm	3 <sup>15</sup> / <sub>16</sub> " x 7 <sup>7</sup> / <sub>8</sub> " x 2 <sup>3</sup> / <sub>8</sub> "	80	2,934 lbs	103
	60mm	7 <sup>7</sup> / <sub>8</sub> " x 7 <sup>7</sup> / <sub>8</sub> " x 2 <sup>3</sup> / <sub>8</sub> "	80		
	60mm	7 <sup>7</sup> / <sub>8</sub> " x 11 <sup>13</sup> / <sub>16</sub> " x 2 <sup>3</sup> / <sub>8</sub> "	80		
#368 Supra	60mm	7 <sup>7</sup> / <sub>8</sub> " x 15 <sup>3</sup> / <sub>4</sub> " x 2 <sup>3</sup> / <sub>8</sub> "	20	2,934 lbs	103
	60mm	15 <sup>3</sup> / <sub>4</sub> " x 15 <sup>3</sup> / <sub>4</sub> " x 2 <sup>3</sup> / <sub>8</sub> "	20		
	60mm	15 <sup>3</sup> / <sub>4</sub> " x 23 <sup>5</sup> / <sub>8</sub> " x 2 <sup>3</sup> / <sub>8</sub> "	20		

- Supra recommended for non-vehicular applications.

## Venetian Flag

Product No.	Stone Weights	Square Ft./Stone	Units/Pallet	Pallet Weight	Sq. Ft./Pallet
#369	A,B,C = 51 lbs each D,E = 25.5 lbs each	A,B,C = 2 s.f. each D,E = 1 s.f. each	50 (10 ea)	2,100 lbs	80

## Venetian® - Tumbled

Product No.	Height	Dimensions	Units/Pallet	Pallet Weight	Sq. Ft./Pallet
#267T	60mm	5 <sup>15</sup> / <sub>16</sub> " x 5 <sup>15</sup> / <sub>16</sub> " x 2 <sup>3</sup> / <sub>8</sub> "	100	2,660 lbs	95
	60mm	5 <sup>15</sup> / <sub>16</sub> " x 8 <sup>7</sup> / <sub>8</sub> " x 2 <sup>3</sup> / <sub>8</sub> "	200		
#269T	60mm	5 <sup>15</sup> / <sub>16</sub> " x 11 <sup>13</sup> / <sub>16</sub> " x 2 <sup>3</sup> / <sub>8</sub> "	200	2,680 lbs	96
#270T	60mm	11 <sup>13</sup> / <sub>16</sub> " x 11 <sup>13</sup> / <sub>16</sub> " x 2 <sup>3</sup> / <sub>8</sub> "	120	3,228 lbs	120

- Stocked in 60mm.
- Special Order in 80mm.

## 24" Square

Product No.	Height	Dimensions	Units/Pallet	Pallet Weight	Sq. Ft./Pallet
#737	50mm	24" x 24" x 2"	28	2,200 lbs	112

## CityStone™ Series

Product No.	Height	Dimensions		Units/Pallet	Pallet Weight	Sq. Ft./Pallet
#287	60mm	6x12	5 <sup>15</sup> / <sub>16</sub> " x 11 <sup>13</sup> / <sub>16</sub> " x 2 <sup>3</sup> / <sub>8</sub> "	200	2,688 lbs	96
#289	80mm		5 <sup>15</sup> / <sub>16</sub> " x 11 <sup>13</sup> / <sub>16</sub> " x 3 <sup>1</sup> / <sub>8</sub> "	160	2,880 lbs	78
#277	60mm	12x12	11 <sup>13</sup> / <sub>16</sub> " x 11 <sup>13</sup> / <sub>16</sub> " x 2 <sup>3</sup> / <sub>8</sub> "	120	3,360 lbs	120
#279	80mm		11 <sup>13</sup> / <sub>16</sub> " x 11 <sup>13</sup> / <sub>16</sub> " x 3 <sup>1</sup> / <sub>8</sub> "	96	3,456 lbs	96
#213	60mm	4x4	3 <sup>15</sup> / <sub>16</sub> " x 3 <sup>15</sup> / <sub>16</sub> " x 2 <sup>3</sup> / <sub>8</sub> "	768	2,278 lbs	82
#257	60mm	8x8	7 <sup>7</sup> / <sub>8</sub> " x 7 <sup>7</sup> / <sub>8</sub> " x 2 <sup>3</sup> / <sub>8</sub> "	240	2,884 lbs	103
#259	80mm		7 <sup>7</sup> / <sub>8</sub> " x 7 <sup>7</sup> / <sub>8</sub> " x 3 <sup>1</sup> / <sub>8</sub> "	192	2,998 lbs	83

## Holland Stone

Product No.	Height	Dimensions	Units/Pallet	Pallet Weight	Sq. Ft./Pallet
#215	40mm	3 <sup>15</sup> / <sub>16</sub> " x 7 <sup>7</sup> / <sub>8</sub> " x 1 <sup>9</sup> / <sub>16</sub> "	720	2,899 lbs	155
#217	60mm	3 <sup>15</sup> / <sub>16</sub> " x 7 <sup>7</sup> / <sub>8</sub> " x 2 <sup>3</sup> / <sub>8</sub> "	480	2,884 lbs	103
#219	80mm	3 <sup>15</sup> / <sub>16</sub> " x 7 <sup>7</sup> / <sub>8</sub> " x 3 <sup>1</sup> / <sub>8</sub> "	384	2,988 lbs	83
#222	120mm	3 <sup>15</sup> / <sub>16</sub> " x 7 <sup>7</sup> / <sub>8</sub> " x 4 <sup>3</sup> / <sub>4</sub> "	288	3,513 lbs	62

- Stocked in 60mm.
- Special Order in 40mm, 80mm & 120mm.

## Plaza Stone Rectangles & Squares

Product No.	Height	Dimensions	Units/Pallet	Pallet Weight	Sq. Ft./Pallet
#646	60mm	5 <sup>1</sup> / <sub>2</sub> " x 5 <sup>1</sup> / <sub>2</sub> " x 2 <sup>3</sup> / <sub>8</sub> "	480	2,800 lbs	100
#648	80mm	5 <sup>1</sup> / <sub>2</sub> " x 5 <sup>1</sup> / <sub>2</sub> " x 3 <sup>1</sup> / <sub>8</sub> "	384	2,880 lbs	80
#606	60mm	5 <sup>1</sup> / <sub>2</sub> " x 8 <sup>1</sup> / <sub>4</sub> " x 2 <sup>3</sup> / <sub>8</sub> "	300	2,660 lbs	95
#607	80mm	5 <sup>1</sup> / <sub>2</sub> " x 8 <sup>1</sup> / <sub>4</sub> " x 3 <sup>1</sup> / <sub>8</sub> "	240	2,736 lbs	76

- Stocked in 60mm.
- Special Order in 80mm.

Note: Dimensions are nominal.



# SPECIFICATIONS Pavers

## Plaza Stone Circle

Product No.		Height	Dimensions	Units/Pallet	Pallet Weight	Sq.Ft./Pallet
#637	A	60mm	5½" x 2¾" x 2⅜"	10	2,352 lbs	84
	B	60mm	5½" x 6⅜" x 2⅜"	20		
	C	60mm	5½" x 4½" x 2⅜"	280		
	D	60mm	5½" x 2¾" x 2⅜"	10		
	E	60mm	5½" x 4⅛" x 2⅜"	220		

- Available in tumbled and untumbled.

## Taverna®

Product No.	Height	Dimensions	Units/Pallet	Pallet Weight	Sq.Ft./Pallet
#253	50mm	7⅞" x 11 <sup>13</sup> / <sub>16</sub> " x 2"	192	2,765 lbs	124
#264	50mm	15¾" x 15¾" x 2"	72	2,784 lbs	124

## Verona®

Product No.	Height	Dimensions	Units/Pallet	Pallet Weight	Sq.Ft./Pallet
#339	100mm	3" x 12" x 4"	264	3,088 lbs	66

## Vintage Stone® - Tumbled

Product No.	Height	Dimensions	Units/Pallet	Pallet Weight	Sq.Ft./Pallet
#282T	60mm	5 <sup>15</sup> / <sub>16</sub> " x 5 <sup>15</sup> / <sub>16</sub> " x 2⅜"	400	2,688 lbs	96
#292T	60mm	5 <sup>15</sup> / <sub>16</sub> " x 8⅞" x 2⅜"	250	2,520 lbs	90

## CityScape ADA

Product No.	Height	Dimensions	Units/Pallet	Pallet Weight	Sq.Ft./Pallet
#200	60mm	3 <sup>15</sup> / <sub>16</sub> " x 7⅞" x 2⅜"	480	2,823 lbs	103

## Coping Stone

Product No.	Height	Dimensions	Units/Pallet	Pallet Weight	Sq.Ft./Pallet
#301	60mm	4" x 9" x 2⅜"	300	1,490 lbs	n/a

## Eco-CityLock®

Product No.	Height	Dimensions	Units/Pallet	Pallet Weight	Sq.Ft./Pallet
#312	102mm	4" x 16" x 4"	168	3,360 lbs	75
#314	60mm	4" x 8" x 2⅜"	480	2,880 lbs	107

## Eco-Panorama™ Demi

Product No.	Height	Dimensions	Units/Pallet	Pallet Weight	Sq.Ft./Pallet
#366	80mm	4" x 8" x 3⅛"	64	3,074 lbs	86
	80mm	8" x 8" x 3⅛"	64		
	80mm	8" x 12" x 3⅛"	64		

## Grasstone™ II

Product No.	Height	Dimensions	Units/Pallet	Pallet Weight	Sq.Ft./Pallet
#189	80mm	23⅞" x 15¾" x 3⅛"	32	1,920 lbs	84

## SF RIMA®

Product No.	Height	Dimensions	Units/Pallet	Pallet Weight	Sq.Ft./Pallet
#SFRIMA	80mm	9½" x 9½" x 3⅛"	160	3,400 lbs	111.11

Note: Dimensions are nominal.



# SPECIFICATIONS Walls

## Keystone Compac® Straight

Product No.	Height	Width	Depth	Units/Pallet	Pallet Weight	Face Ft./Pallet
#110170N	8"	18"	12"	45	3,465 lbs	45

## Keystone Compac® Victorian

Product No.	Height	Width	Depth	Units/Pallet	Pallet Weight	Face Ft./Pallet
#110178N	8"	18"	12"	45	3,465 lbs	45

## Keystone Standard® Straight

Product No.	Height	Width	Depth	Units/Pallet	Pallet Weight	Face Ft./Pallet
#110173N	8"	18"	21"	30	2,910 lbs	30

## Regal Stone Pro® RockFace

Product No.	Height	Width	Depth	Units/Pallet	Pallet Weight	Face Ft./Pallet
#818	8"	18"	12"	45	3,600	45

## Harington® Medley

Product No.	Height	Width	Depth	Units/Pallet	Pallet Weight	Face Ft./Pallet
#870	Left Score	6"	18"	45	3,510 lbs	33.8
	Straight	6"	18"			
	Right Score	6"	18"			

## Harington® 3-pc - 3"

Product No.	Height	Width	Depth	Units/Pallet	Pallet Weight	Face Ft./Pallet
#877	3"	6"	11½"	40	3,320 lbs	30
	3"	12"	11½"	40		
	3"	18"	11½"	40		

## Harington® Large

Product No.	Height	Width	Depth	Units/Pallet	Pallet Weight	Face Ft./Pallet
#883	6"	18"	12"	45	3,510 lbs	33.8

## Harington® Freestanding 3-pc

Product No.	Height	Width	Depth	Units/Pallet	Pallet Weight	Face Ft./Pallet
#889	6"	6"/4"	9"	20	2,800 lbs	30
	6"	12"/10"	9"	20		
	6"	18"/16"	9"	20		

## Regal Stone® Straight

Product No.	Height	Width	Depth	Units/Pallet	Pallet Weight	Face Ft./Pallet
#822	6"	16¾"	12"	45	3,240 lbs	31.5

## Regal Stone® Tri-plane

Product No.	Height	Width	Depth	Units/Pallet	Pallet Weight	Face Ft./Pallet
#821	6"	15½"	12"	45	3,060 lbs	29.3

Note: Dimensions are nominal.



# SPECIFICATIONS Walls

## RockWall®

Product No.	Height	Width	Depth	Units/Pallet	Pallet Weight	Face Ft./Pallet
#875	4"	11 <sup>5</sup> / <sub>8</sub> "	6 <sup>3</sup> / <sub>4</sub> "	144	3,226 lbs	46.6

## Stonegate® - Contemporary & Cap

Product No.	Height	Width	Depth	Units/Pallet	Pallet Weight	Face Ft./Pallet
#110176	6"	6"/4"	10"	20	2,695 lbs	26 (approx.)
	6"	12"/10"	10"	20		
	6"	16"/14"	10"	20		
#110177	3"	12"	11"	120	3,240 lbs	110 L.F.

## Stonegate® - Old World & Cap

Product No.	Height	Width	Depth	Units/Pallet	Pallet Weight	Face Ft./Pallet
#110176T	6"	6"/4"	10"	20	2,695 lbs	26 (approx.)
	6"	12"/10"	10"	20		
	6"	16"/14"	10"	20		
#110177T	3"	12"	11"	120	3,240 lbs	110 L.F.

## 10" Retaining Wall

Product No.	Height	Width	Depth	Units/Pallet	Pallet Weight	Face Ft./Pallet
#807	3"	10"	5 <sup>7</sup> / <sub>8</sub> "	280	3,300 lbs	58.4

## 12" Retaining Wall

Product No.	Height	Width	Depth	Units/Pallet	Pallet Weight	Face Ft./Pallet
#811	4"	11 <sup>5</sup> / <sub>8</sub> "	6 <sup>3</sup> / <sub>4</sub> "	144	3,114 lbs	46.6

# SPECIFICATIONS Caps, Corners & Step Treads

## Cap Units

Product No.	Product Description	Height	Width	Depth	Units/Pallet	Pallet Weight	Linear Ft./Pallet
#814	2" Rectangle Cap	2"	11 <sup>7</sup> / <sub>8</sub> "	8"	120	1,963 lbs	118.8
#110819	3" Rectangle Cap	3"	18"	13 <sup>1</sup> / <sub>2</sub> "	48	2,784 lbs	72
#830	4" Trapezoid Cap	4"	17"/12"	10 <sup>1</sup> / <sub>2</sub> "	63	3,432 lbs	76

## Corner Unit

Product No.	Product Description	Height	Width	Depth	Units/Pallet	Pallet Weight	Linear Ft./Pallet
#110894	6" Straight Corner	6"	18"	9"	50	3,900 lbs	56.25
#110866	8" Straight Corner	8"	18"	9"	50	5,155 lbs	50

## Step Tread

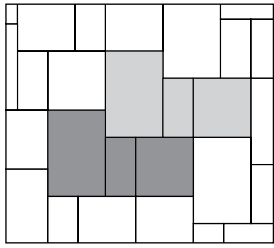
Product No.	Product Description	Height	Width	Depth	Units/Pallet	Pallet Weight	Linear Ft./Pallet
#828	6" Step Tread	6"	16"	12"	50	4,500 lbs	66.7

Note: Dimensions are nominal.

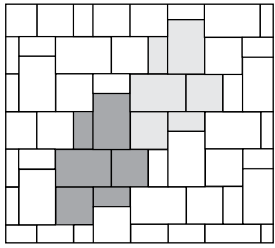


# POPULAR LAYING PATTERNS by Paver

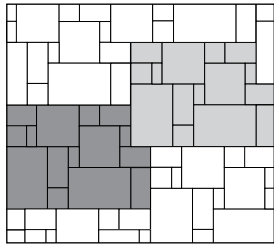
## Panorama™ Demi & Supra



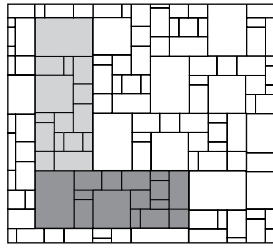
Demi or Supra Pattern 1



Demi or Supra Pattern 2

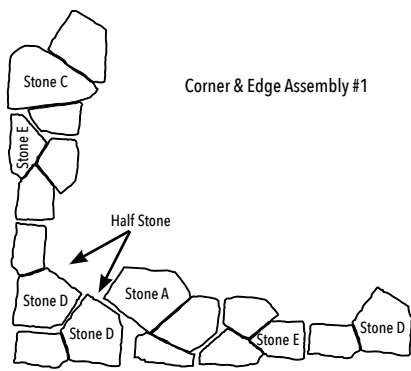


Demi/Supra Pattern 1  
Demi (30%), Supra (70%)

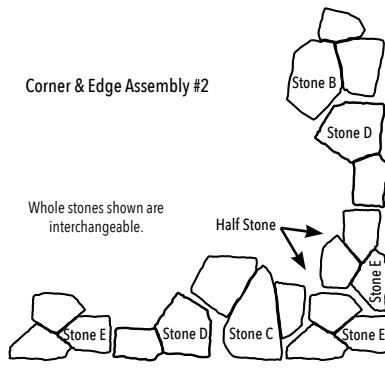


Demi/Supra Pattern 2  
Demi (50%), Supra (50%)

## Venetian® Flag

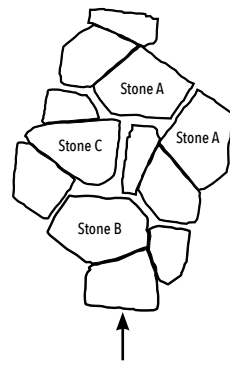


Corner & Edge Assembly #1



Corner & Edge Assembly #2

Whole stones shown are interchangeable.

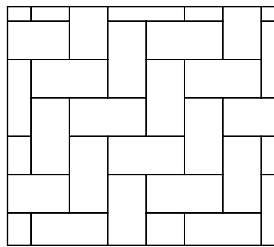


Field Assembly

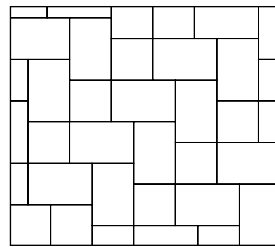
Straight flat edges

Straight flat edges facing outward

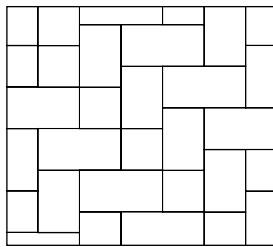
## Venetian®



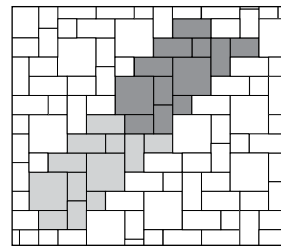
Herringbone  
Large Rectangle



Herringbone  
6x6/6x9 Combo




Herringbone  
6x6/6x9 (40%), 6x12 (60%)

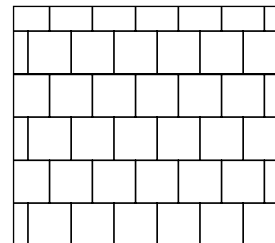


Random 4pc Pattern 1  
6x6/6x9 (35%), 6x12 (25%),  
12x12 (40%)


## CityStone™ Series




Herringbone  
6x12



Running Bond  
4x4



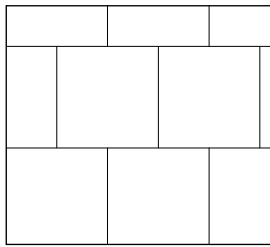
Stack Bond  
8x8




Symmetry Hopscotch  
8x8 (30%), 12x12 (70%) or  
4x4 (20%), 8x8 (80%)



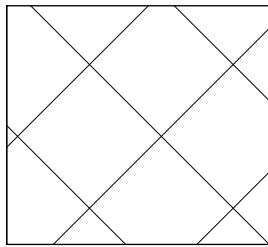
24" Square



Random Runner  
24x24

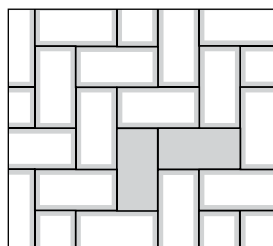


Random Runner  
24x24




45° Stack Bond  
24x24

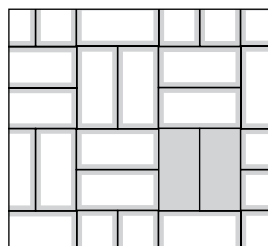
## Runner Bond



90° Herringbone



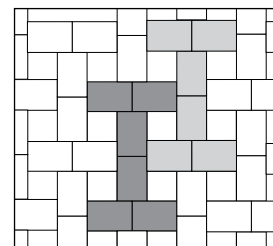
45° Herringbone



Parquet



### Runner Bond

Rectangles (60%) Squares (40%)



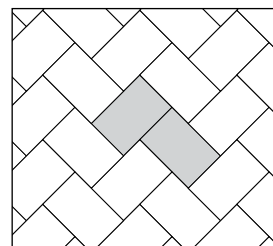
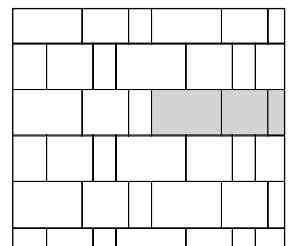
### "|" Pattern

Rectangles (75%) Squares (25%)



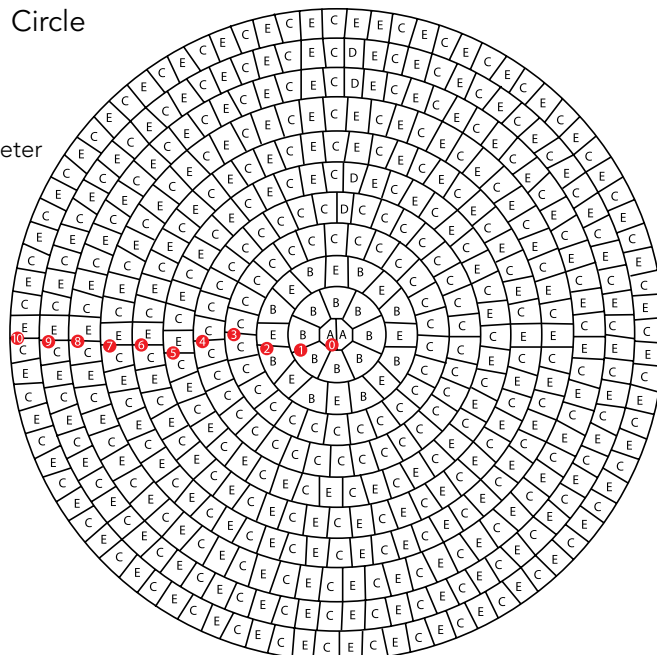
Herringbone Combo

Rectangles (75%) Squares (25%)

Herringbone  
Rectangles

## Running Bond Rectangles

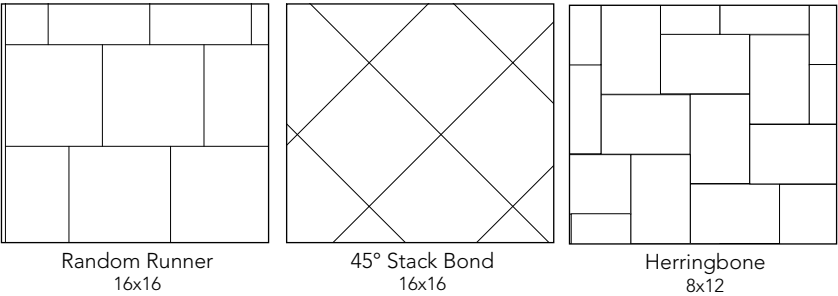
116" Diameter



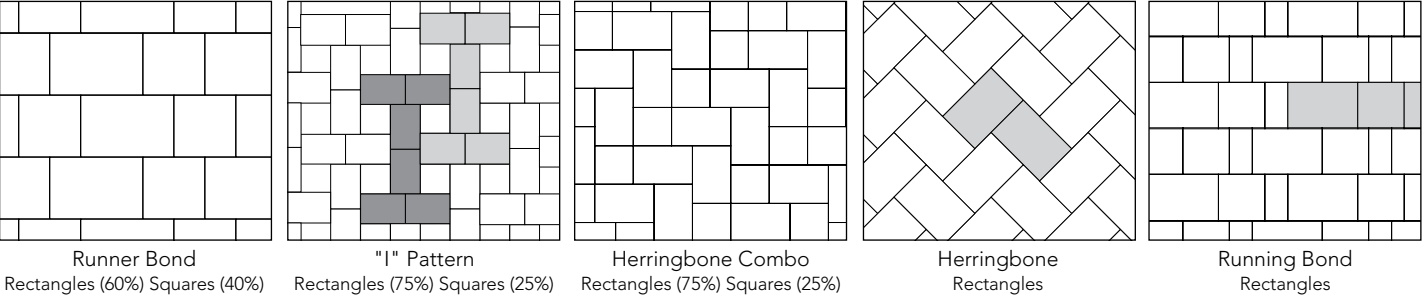


# POPULAR LAYING PATTERNS by Paver

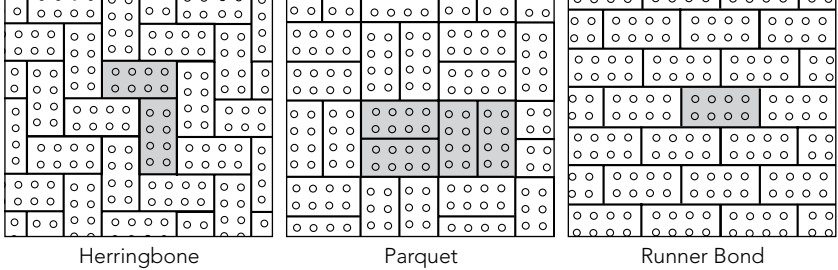
## Taverna®



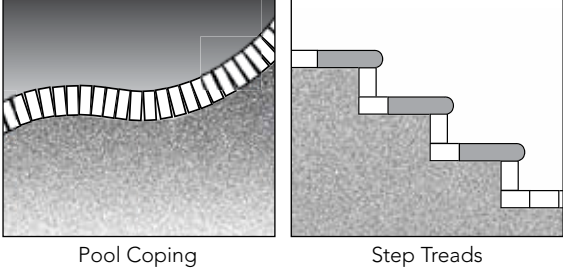
## Vintage Stone®



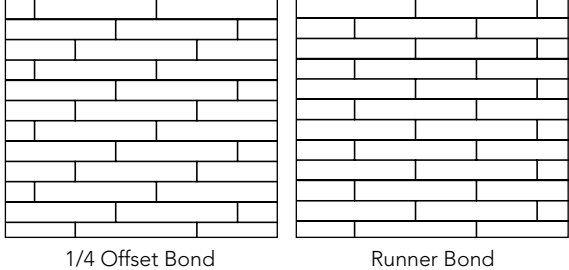
## CityScope ADA




## Coping Stone




## Eco-CityLock® & Verona®



## Grasstone™ II



## SF RIMA®





# BAGGED ROCK

Our entire line of decorative landscape stone is available in convenient pre-packed polybags in palletized quantities. Our bagged rock is attractive and easy to spread and retains its moisture.



White Marble Chips



Pea Pebbles



All-Purpose Stone



Pond Pebbles



Red Lava



River Pebbles



Black Volcanic



Blended Volcanic



Paver Sand



Play Sand

## LIMITED LIFETIME GUARANTEE OF QUALITY

LIMITED TO MANUFACTURING DEFECTS ONLY! With respect to all its products, Willamette Graystone warrants that at the time of delivery of its products, its products conform to any ASTM specification then applicable to the particular product. This warranty extends to all persons in the original chain of distribution from the manufacturer to the owner of the property when and where the products are first installed. Because Willamette Graystone products are manufactured using mined materials, there may be color variations in products from the same manufacturing run as well as in products from different runs. In addition, efflorescence may result from the naturally occurring chemical reaction between the product and the air around it. Accordingly, no guarantee of color shades is made or implied. Minor imperfections in shape, appearance or dimensions are not considered to be defects in material or workmanship. Willamette Graystone does not guarantee that the shape or color will be available in the future and will provide an alternate shape and/or color from its current product line as determined by Willamette Graystone at its sole and absolute discretion at the time of an accepted warranty claim. The warranty is voided with respect to any products that have been damaged due to handling, wall design, installation, contact with chemicals (such as deicers), earth shifts or acts of God, or any product defect that is detected or is noticeable prior to installation. All claims against defective products that are received on site must be made within 10 days from date of shipment from Willamette Graystone. Willamette Graystone will replace product or, if unavailable, an alternate product as determined by Willamette Graystone in its sole and absolute discretion, at no charge. Willamette Graystone will replace uninstalled pavers at site if more than 5% of the product is defective. WILLAMETTE GRAYSTONE WARRANTY IS LIMITED TO THE COST OF REPLACEMENT PRODUCT ONLY AND DOES NOT INCLUDE ANY OTHER COSTS INCLUDING THE COST OF LABOR FOR REPLACEMENT. WILLAMETTE GRAYSTONE WILL NOT PAY ANY LABOR COSTS RELATED TO THE REPLACEMENT OF DEFECTIVE PRODUCTS INSTALLED. Installation COSTS REMAIN THE RESPONSIBILITY OF THE BUYER. THERE ARE NO WARRANTIES BEYOND THIS EXPRESSED WARRANTY. OUR WARRANTY EXCLUDES ANY LIABILITY FOR LOST PROFIT AND ANY OTHER INDIRECT, SPECIAL OR CONSEQUENTIAL DAMAGES. OUR WARRANTY EXCLUDES ANY LIABILITY OR WARRANTY FOR MISUSE OR MISAPPLICATION OF PRODUCTS. THIS WARRANTY EXTENDS ONLY TO THE ORIGINAL END USER AND IS NOT TRANSFERABLE. Willamette Graystone warranty is limited to the structural integrity of the product and does not include the following: Imperfections commonly found in concrete products, such as exposed aggregates, small chips or cracks and varying surface textures. Efflorescence or its removal. Efflorescence is a natural occurrence in concrete products and usually washes or wears off over time. Shade or color blend variations between the product units. Damage caused by intentional abuse. Abnormal wear and tear, such as surface stains, erosion from water, damage from lawn and garden equipment. Shade variations between products and samples or photographs. Freight of replacement products. Use of concrete grid paving units, interlocking concrete paving units, or coping units beyond the applications described in the applicable ASTM standards, Interlocking Concrete Pavement Institute standards, or Willamette Graystone product information.



# ACCESSORIES



Since 1940, The QUIKRETE® Companies have produced more than 200 professional-grade and consumer products. Through these product lines, the QUIKRETE® Companies offer a variety of mixes that will allow you to complete your outdoor kitchen project quickly and efficiently. Most plants stock a limited amount of bagged concrete mix from QUIKRETE® such as:



**CONCRETE MIX (#1101):** QUIKRETE® Concrete Mix is a pre-blended mixture of cement and aggregates for general structural uses, requiring only the addition of water.

**Use For:** Foundation Walls and Footings • Sidewalks • Curbs • Steps • Ramps • Walkways



**COUNTERTOP MIX (#1106-80):** QUIKRETE® Countertop Mix is a specially formulated flowable high-strength concrete mix for pre-cast and cast-in-place concrete countertop applications.

**Use For:** Countertops



**JOINTING SAND (#1151):** QUIKRETE® Patio Paver Jointing Sand is a properly graded fine sand for filling joints between interlocking pavers, flagstone, brick and patio block.

**Use For:** Patios • Walkways • Driveways • Any Paver Application

Contact Your Local Representative for availability on the full line of QUIKRETE® products such as bagged concrete mixes, concrete repair products, and masonry products.



**PORTLAND LIME & SAND MORTAR:** SPEC MIX® Portland Lime & Sand mortar is a dry pre-blended mortar mix containing Portland cement, hydrated lime and dried masonry sand formulated for superior bond, water retention, and board life.



**COMMERCIAL GRADE POLYURETHANE CONSTRUCTION ADHESIVE:** High-performance, commercial grade adhesive designed for permanently bonding concrete, brick, marble, stone, wood, glass, aluminum, steel, PVC and tile.

**Use For:** Repairing broken concrete • Bonding retaining wall block and caps



**NATURAL LOOK SEALER:** Water-based penetrating silicone sealer waterproofs and protects concrete, brick, masonry, pavers, and stucco surfaces. Clear sealer does not change the surface appearance. Seals from water, salts, and oils. UV Resistant.

**Use For:** Driveways • Patios • Walls • Sidewalks • Pre-stress panels • Retaining walls • Tunnels • Loading docks • Bridge columns • Tunnels • Curbs/steps



**WET LOOK HIGH GLOSS SEALER:** Water-based penetrating silicone sealer waterproofs and enhances the color of concrete, masonry, brick, paver, and natural stone surfaces. Seals from acids, grease, food stains, oil, salt, and more. UV resistant.


**Use For:** Decorative concrete • Pavers • Natural stone • Exposed aggregate • Brick • Stucco



**POLYMERIC SAND:** Polymeric Sand is a precise mixture of polymer binders and clean natural sand. Polymeric Sand will bond with the pavers/stones adding strength to the joint as well as reliability to the pavement system. It is ideal for use on any paver surface such as sloping areas, driveways, patios, pool decks, sidewalks, etc.

**Use For:** Driveways • Sidewalks • Pool decks • Patios

## GEOTEXTILES AND EDGE RESTRAINT



EDGE RESTRAINT

GEOGRID

LANDSCAPE FABRIC







Stonegate® - Old World



Manufactured by:  
WILLAMETTE GRAYSTONE  
[www.willamettegraystone.com](http://www.willamettegraystone.com)



64978 Deschutes Pleasant Ridge Bend, OR 97701 (541) 388-3811	121 SW McKenzie Avenue Corvallis, OR 97333 (541) 752-3456	3700 Franklin Boulevard Eugene, OR 97403 (541) 726-7666	1559 Dowell Road Grants Pass, OR 97527 (541) 479-1323	727 W McAndrews Road Medford, OR 97501 (541) 773-4575
515 California Street North Bend, OR 97459 (541) 756.6413	3950 NE Stephens Roseburg, OR 97470 (541) 673-3322	2190 Hyacinth Street NE Salem, OR 97301 (503) 585-1323	19477 SW 89th Avenue Tualatin, OR 97062 (503) 692-0150	2405 NE 244th Avenue Wood Village, OR 97060 (503) 669-7612

QUIKRETE and its subsidiaries (collectively QUIKRETE) reserve the right to improve its products and make changes to its specification and design without notice. The information contained herein has been compiled by QUIKRETE and to the best of its knowledge, accurately represents Keystone Hardscapes products and how it may be used in the applications which are illustrated. Site conditions, including load pressures acting on the wall, soil types and drainage conditions, may vary. Final determination of the suitability of the product for the use contemplated and the manner of product use are the sole responsibility of the user. Good construction practices and local building codes require the use of an engineered design when constructing retaining walls or freestanding walls in many conditions. Structural design and analysis should be provided by a qualified engineer.

**NOTICE OF LIMITED WARRANTY:** the terms of the Limited Warranty applicable to our products can be found at [www.pavestone.com](http://www.pavestone.com) or can be obtained by sending a written request to c/o WILLAMETTE GRAYSTONE, 5 Concourse Parkway, Atlanta, GA 30328 USA.

©2020 The QUIKRETE Companies - Patents Pending. • KHS - 3/2020

[www.keystonehardscapes.com](http://www.keystonehardscapes.com)