



ROCKY MOUNTAIN CATALOG

WWW.KEYSTONEHARDSCAPES.COM



PAVERS | WALLS | OUTDOOR LIVING
Volume II



HARINGTON® 3-PC / SPECIAL ORDER COLOR



Just imagine the possibilities...

A backyard sanctuary to relax and recharge, a gathering space to entertain family and friends, a stunning driveway and walkways to make a great first impression... every day Keystone Hardscapes helps turn dreams like these into realities.

At Keystone Hardscapes, we are committed to providing unrivaled product selection, quality and customer service. Since the 1980s, our products have been installed in thousands of residential and commercial properties. Our innovative and versatile paving, wall and outdoor living elements continue to be favorites of homeowners, contractors, designers and developers alike.

Keystone Hardscapes is where beauty and functionality meet; where outdoor dreams come to life.

Locally made products, nationally trusted brand. No need to put off until tomorrow what we can build together today. Trust us to help transform your residential or commercial property.

www.keystonehardscapes.com



PANORAMA™ SUPRA / EDDINGTON BLEND AND HARINGTON™ 3-PC / TAN BROWN

CONTENTS

GALLERY

- 6 OUTDOOR LIVING
- 12 DRIVEWAYS
- 20 POOLS

PAVER COLLECTION

PERMEABLE PAVERS

- 29 ECO-CITYLOCK® 5x10
- 30 GRASSTONE™ II

STANDARD PAVERS

- 31 ADA DETECTABLE WARNING PAVER
- 33 CAPRIANA COMBO
- 35 CITYSTONE™ 6x12
- 37 HOLLAND STONE
- 39 PANORAMA™ DEMI & SUPRA
- 41 PLAZA STONE
- 43 PLAZA STONE CIRCLE
- 45 VENETIAN®
- 47 VINTAGE STONE®

RETAINING WALL COLLECTION

STRUCTURAL WALLS

- 51 REGAL STONE PRO® - STRAIGHT
- 53 REGAL STONE PRO® - ROCKFACE 2-PC

LANDSCAPE WALLS

- 55 HARINGTON® 3-pc
- 57 HARINGTON® FREESTANDING 3-pc
- 59 REGAL STONE® - ROCKFACE
- 61 STONEGATE®
- 63 WALL CAPS & CORNERS

FIRE PIT KITS

- 67 RUMBLESTONE® COLLECTION
- 69 24" ROUND FIRE PIT KIT



PANORAMA™ DEMI & SUPRA / PLATTE RIVER BLEND AND HARINGTON® FREESTANDING / TAN BROWN



PLAZA STONE / WINTER BLEND






STONEGATE® / ANTIQUE PEWTER



CAPRIANA COMBO / TRAVERTINE





DRIVEWAYS

PLAZA STONE CIRCLE / ANTIQUE TERRA COTTA & ANTIQUE PEWTER (SEALED WITH WET LOOK SEALER)



VINTAGE STONE® / COLORADO BUFF (SEALED WITH WET LOOK SEALER)





PLAZA STONE / THREE TONE BROWN



VENETIAN® - ANTIQUED / THREE TONE BROWN






PANORAMA™ DEMI / PLATTE RIVER BLEND (SEALED WITH WET LOOK SEALER)





POOLS

PLAZA STONE / THREE TONE BROWN



PANORAMA™ SUPRA / EDDINGTON BLEND






CAPRIANA COMBO / SUNSET BLEND





VENETIAN® / TRAVERTINE (SPECIAL ORDER COLOR)



FINISHES AVAILABLE:



STANDARD
Traditional machine-molded finish with beveled edges.



ANTIQUED
Tumbled finish reminiscent of Old World European charm.



PLATINUM SERIES
Smooth finish with a fine gradient texture allows for a brighter color presentation and color endurance.



CONTENTS

PAVER COLLECTION

PERMEABLE PAVERS

- 29 ECO-CITYLOCK® 5x10
- 30 GRASSTONE™ II

STANDARD PAVERS

- 31 ADA DETECTABLE WARNING PAVER
- 33 CAPRIANA COMBO
- 35 CITYSTONE™ 6x12
- 37 HOLLAND STONE
- 39 PANORAMA™ DEMI & SUPRA
- 41 PLAZA STONE
- 43 PLAZA STONE CIRCLE
- 45 VENETIAN®
- 47 VINTAGE STONE®

Easily estimate how much product you need at:
www.pavestone-estimator.com/denver

PLAZA STONE CIRCLE (SPECIAL ORDER BLEND)



OLD TOWN BLEND (SPECIAL ORDER COLOR)

ECO-CITYLOCK® 5x10

Who says it has to be industrial-looking? Permeable pavers perform as structural pavement and can reduce or eliminate stormwater detention. These pavers provide 100% pervious surfaces that infiltrate, filter, and decrease stormwater runoff rates and pollutant loads. Permeable pavers increase site infiltration helping maintain pre-development runoff volumes, peak flows and time of concentration.

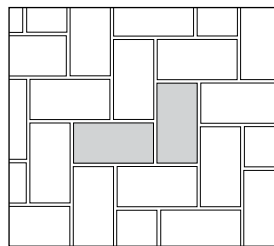


AVAILABLE COLORS



Winter Blend

INSTALLATION PATTERN

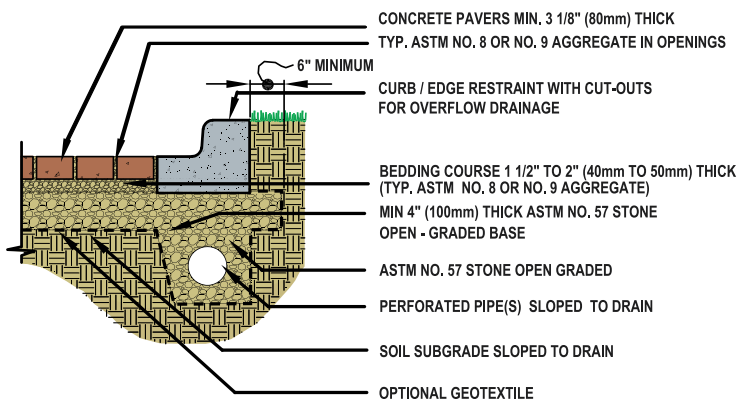


Herringbone

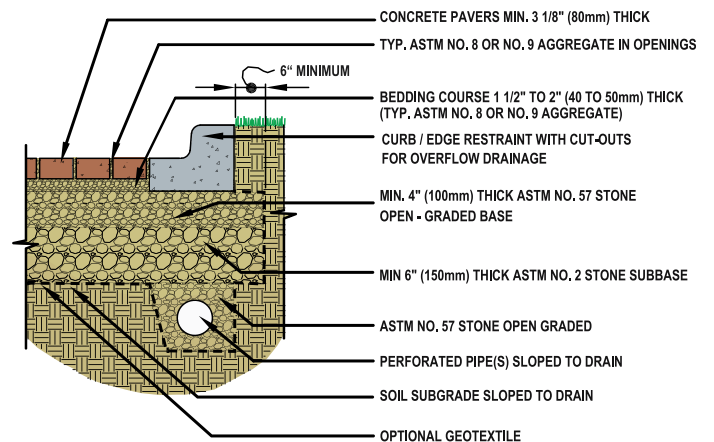
SPECIFICATIONS

	HEIGHT	NOMINAL DIMENSIONS	WEIGHT	STONES/PALLET	PALLET WT.	STONES/SQ.FT.	SQ.FT./PALLET	PRODUCT NO.
5x10	80mm	5"W x 10"L x 3 1/8"H	12.14 lbs	280	3,400 lbs	2.88	97	#315

PERMEABLE PAVERS TREATMENT



PERMEABLE PAVERS TREATMENT AND DETENTION



Colors printed here are as true a match as the printing process will allow. For best matching results, please refer to actual samples. SPECIAL ORDER - 20 PALLET MINIMUM

GRASSTONE™ II

Grasstone II is a versatile surface stabilization product used for both sloped and horizontal applications. The Grasstone II grid paver provides a sustainable solution to surface erosion, allowing infiltration of water and the ability to establish vegetation. Grasstone II reinforces grass areas by providing a concrete matrix support combined with topsoil and vegetative cover. This system can provide substantial pavement strength to minimize rutting and create a suitable platform for intermittent vehicular use. Grasstone II has been used extensively for vegetated fire lane pavements when designed and constructed according to conventional pavement design.




AVAILABLE COLORS



Light Brown

INSTALLATION PATTERN



SPECIFICATIONS

	HEIGHT	NOMINAL DIMENSIONS	WEIGHT	STONES/PALLET	PALLET WT.	SQ.FT./STONE	SQ.FT./PALLET	PRODUCT NO.
Grasstone II	80mm	23 $\frac{5}{8}$ "W x 15 $\frac{3}{4}$ "L x 3 $\frac{1}{8}$ "H	56 lbs	32	1,890 lbs	2.6	84	#189

Colors printed here are as true a match as the printing process will allow. For best matching results, please refer to actual samples.



LIGHT BROWN

ADA Detectable Warning Paver

The ADA Detectable Warning Paver is an additional guidance provision for wheelchair and pedestrian access to streets, sidewalks and other components of the public right of way. This product will help ensure local jurisdictions and other entities that their facilities are accessible to people with physical or sensory disabilities. The ADA Detectable Warning Paver provides visual as well as textural contrast to conventional publicly utilized pavements.




AVAILABLE COLORS

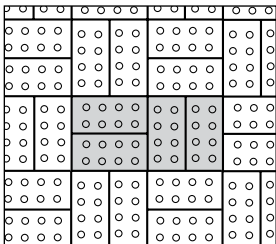


River Red

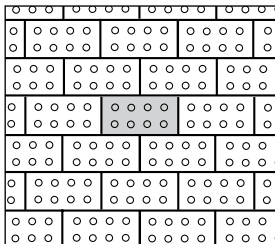
INSTALLATION PATTERNS



Herringbone



Parquet



Runner Bond

SPECIFICATIONS

	HEIGHT	NOMINAL DIMENSIONS	WEIGHT	STONES/PALLET	PALLET WT.	STONES/SQ.FT.	SQ.FT./PALLET	PRODUCT NO.
ADA Paver	60mm	3 ⁷ / ₈ "W x 7 ¹³ / ₁₆ "L x 2 ³ / ₈ "H	6.125 lbs	480	2,800 lbs	4.66	103	#200

Colors printed here are as true a match as the printing process will allow. For best matching results, please refer to actual samples.





SUNSET BLEND (SEALED WITH WET LOOK SEALER)

CAPRIANA Combo

From expansive courtyards to intimate patios, Capriana Combo brings grand scale and elegance to hardscape designs. This trio of large-format square and rectangular pavers is now available as part of the new Platinum Series, which elevates endurance, finish and color to the highest level.



AVAILABLE COLORS

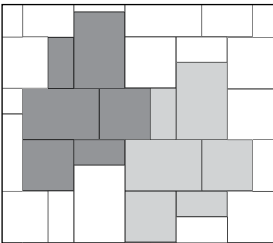


Sunset Blend

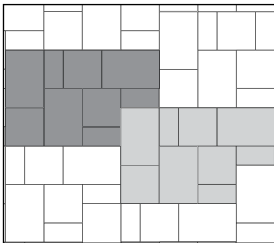


Travertine

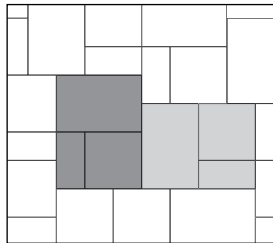
INSTALLATION PATTERNS



Pattern 1



Pattern 2




Pattern 3

SPECIFICATIONS

		HEIGHT	NOMINAL DIMENSIONS	WEIGHT	STONES/PALLET	PALLET WT.	STONES/SQ.FT.	SQ.FT./PALLET	PRODUCT NO.
Bundled	7x14	51mm	14"W x 7"L x 2"H	15.9 lbs	24	2,354 lbs	1.46	98	#670F
	14x14	51mm	14"W x 14"L x 2"H	31.8 lbs	24		.73		
	14x21	51mm	14"W x 21"L x 2"H	47.6 lbs	24		.49		

*Non-vehicular traffic only.

Colors printed here are as true a match as the printing process will allow. For best matching results, please refer to actual samples.



SPECIAL ORDER COLORS

CITYSTONE™ 6x12

CityStone 6x12 brings scale and dimension to architectural settings. Smooth surfaces and classical chamfers define each stone to create texture and visual structure with timeless appeal.



AVAILABLE COLORS




Antique Pewter

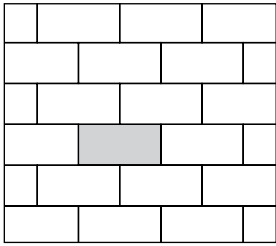


Steamboat Blend

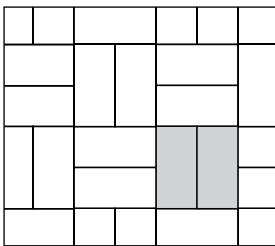
INSTALLATION PATTERN



Herringbone



Runner Bond



Parquet

SPECIFICATIONS

	HEIGHT	NOMINAL DIMENSIONS	WEIGHT	STONES/PALLET	PALLET WT.	STONES/SQ.FT.	SQ.FT./PALLET	PRODUCT NO.
6x12	60mm	5 ¹³ / ₁₆ "W x 11 7 ³ / ₄ "L x 2 ³ / ₈ "H	14 lbs	200	2,688 lbs	2.08	96	#287

Colors printed here are as true a match as the printing process will allow. For best matching results, please refer to actual samples.



THREE TONE BROWN

HOLLAND STONE

With the renowned durability of interlocking pavers, Holland Stone offers the Old World charm of a simple paver shape. The rectangular shape of Holland Stone can be installed in a number of fascinating patterns to produce simple or intricate designs. Mix these patterns with any of the available standard colors or combination of colors to maximize almost unlimited design potential.



AVAILABLE COLORS



Old Town Blend

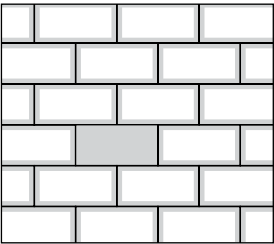


Three Tone Brown

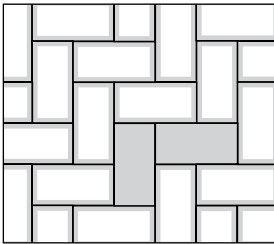


Winter Blend

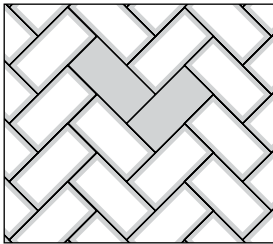
INSTALLATION PATTERNS



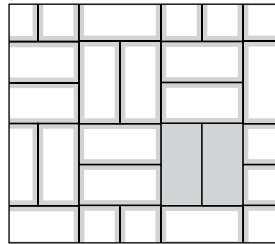
Runner Bond



90° Herringbone



45° Herringbone



Parquet

SPECIFICATIONS

	HEIGHT	DIMENSIONS	WEIGHT	STONES/PALLET	PALLET WT.	STONES/SQ.FT.	SQ.FT./PALLET	PRODUCT NO.
Holland Stone	60mm	3 ⁷ / ₈ "W x 7 ¹³ / ₁₆ "L x 2 ³ / ₈ "H	6 lbs	480	2,900 lbs	4.66	103	#217

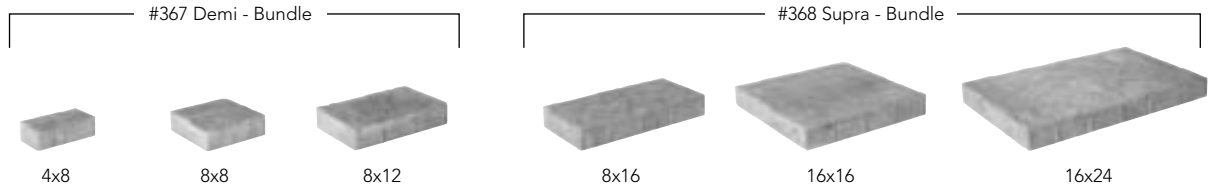
Colors printed here are as true a match as the printing process will allow. For best matching results, please refer to actual samples.



EDDINGTON BLEND

PANORAMA™ Demi & Supra

Panorama Demi & Supra combine the look of a natural stone with the ease of installation that interlocking pavers offer. Let this six-piece Panorama Series bring your next hardscape design to life with sophistication and richness. Panorama Demi & Supra can also be installed as stand-alone three-piece paving systems.



AVAILABLE COLORS

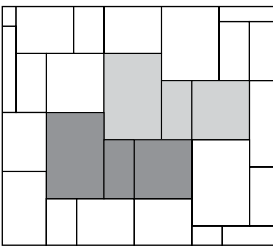


Eddington Blend

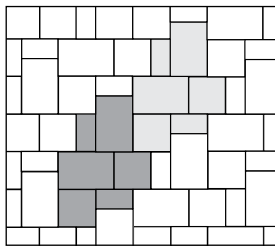


Platte River Blend

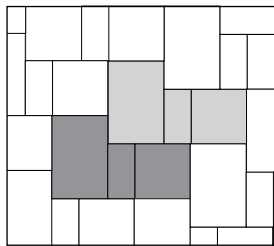
INSTALLATION PATTERNS



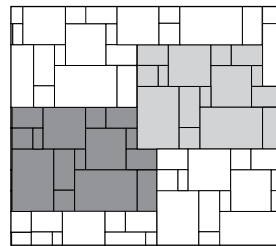
Demi Pattern 1



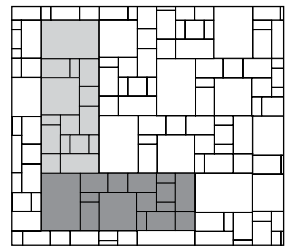
Demi Pattern 2



Supra Pattern 1



Demi/Supra Pattern 1
Demi (30%), Supra (70%)



Demi/Supra Pattern 2
Demi (50%), Supra (50%)

SPECIFICATIONS

DEMI

		HEIGHT	DIMENSIONS	WEIGHT	STONES/PALLET	PALLET WT.	STONES/SQ.FT.	SQ.FT./PALLET	PRODUCT NO.
Bundled	4x8	60mm	4"W x 8"L x 2⅜"H	6 lbs	80	2,934 lbs	.22	103	#367
	8x8	60mm	8"W x 8"L x 2⅜"H	12 lbs	80		.44		
	8x12	60mm	8"W x 12"L x 2⅜"H	18 lbs	80		.67		

SUPRA

(Recommended for Non-vehicular Applications)

		HEIGHT	DIMENSIONS	WEIGHT	STONES/PALLET	PALLET WT.	STONES/SQ.FT.	SQ.FT./PALLET	PRODUCT NO.
Bundled	8x16	60mm	8"W x 16"L x 2⅜"H	24 lbs	20	2,934 lbs	.89	103	#368
	16x16	60mm	16"W x 16"L x 2⅜"H	48 lbs	20		1.78		
	16x24	60mm	16"W x 24"L x 2⅜"H	72 lbs	20		2.67		


Colors printed here are as true a match as the printing process will allow. For best matching results, please refer to actual samples.



BUFF/CHARCOAL

PLAZA STONE

Plaza Stone is a timeless paving stone with an impressionistic embossed surface profile. It creates a gentle and warm effect by combining soft curved edges with rectangular and square stones. Plaza Stone is available in many colors to accommodate the most discriminating tastes. Plaza Stone uses large-scale patterns to create interest and drama for commercial landscaping, while the stone's texture and pattern harmonize with surrounding buildings and site furnishings.

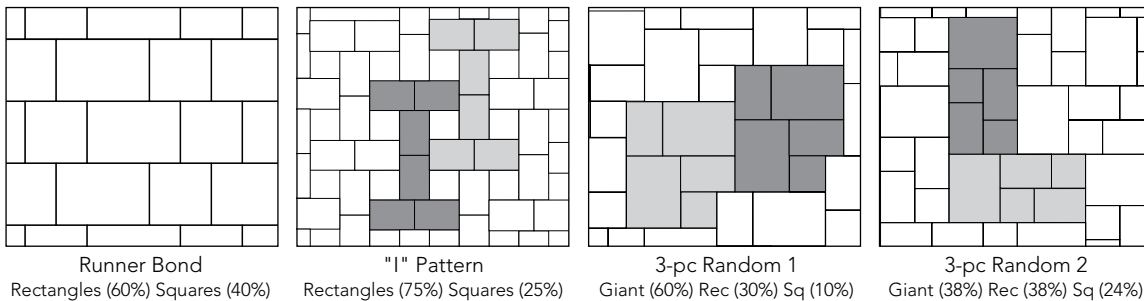


AVAILABLE COLORS



*Giant unit available in Winter Blend only.

INSTALLATION PATTERNS



SPECIFICATIONS

	HEIGHT	DIMENSIONS	WEIGHT	STONES/PALLET	PALLET WT.	STONES/SQ.FT.	SQ.FT./PALLET	PRODUCT NO.
6x6	60mm	5 ⁷ / ₁₆ "W x 5 ⁷ / ₁₆ "L x 2 ³ / ₈ "H	6 lbs	480	2,850 lbs	4.8	100	#646
6x9	60mm	5 ⁷ / ₁₆ "W x 8 ³ / ₁₆ "L x 2 ³ / ₈ "H	8.9 lbs	300	2,650 lbs	3.2	95	#606
Giant	60mm	8 ³ / ₁₆ "W x 10 ¹⁵ / ₁₆ "L x 2 ³ / ₈ "H	17.4 lbs	160	2,800 lbs	1.6	101	#649

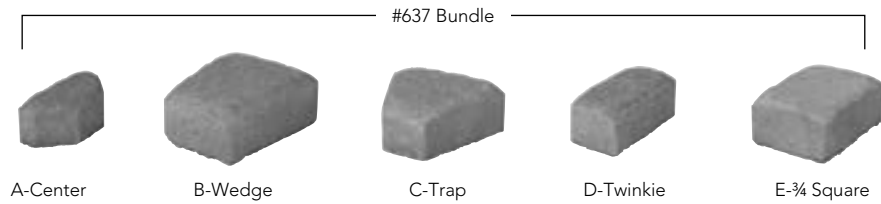
Colors printed here are as true a match as the printing process will allow. For best matching results, please refer to actual samples.



SPECIAL ORDER COLORS

PLAZA STONE Circle

Dramatic circular patterns are easy to achieve with the multi-shape Plaza Stone Circle. The circle pack comes with several pieces including a center paver, large circle wedge, small circle wedge, small rectangle, and large rectangle. Combine the Plaza Stone Circle with any other Plaza Stone paver to extend the visual impact and appeal of your project.



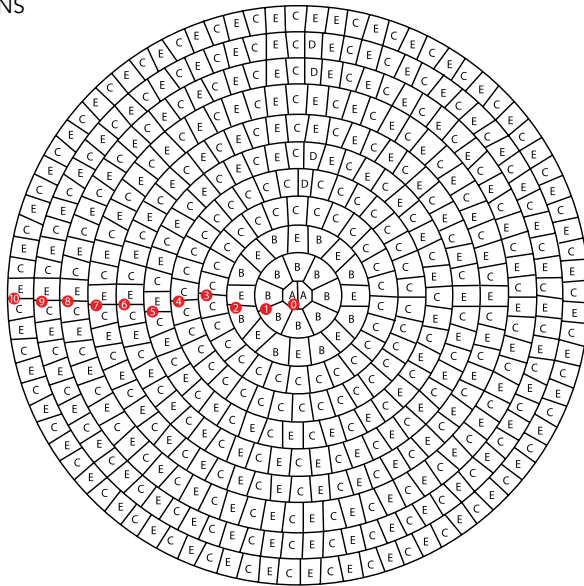
AVAILABLE COLORS



Winter Blend

INSTALLATION PATTERNS

116" Diameter



SPECIFICATIONS

		HEIGHT	DIMENSIONS	WEIGHT	STONES/PALLET	PALLET WT.	STONES/SQ.FT.	SQ.FT./PALLET	PRODUCT NO.
Bundled	Center - A	60mm	5½"W x 2¹¹⁄₁₆"L x 2¾"H	2.3 lbs	10	2,200 lbs	6.7	84	#637
	Wedge - B	60mm	5½"W x 6¹⁄₁₆"L x 2¾"H	6.5 lbs	20				
	Trap - C	60mm	5½"W x 4⁹⁄₁₆"L x 2¾"H	4.8 lbs	280				
	Twinkie - D	60mm	5½"W x 2¹¹⁄₁₆"L x 2¾"H	2.8 lbs	10				
	¾ Square - E	60mm	5½"W x 4½"L x 2¾"H	4.3 lbs	220				


Colors printed here are as true a match as the printing process will allow. For best matching results, please refer to actual samples.



THREE TONE BROWN

VENETIAN®

A uniquely attractive cleft surface sets Venetian apart from ordinary pavers. This texture allows for a dynamic interaction with sunlight and evokes the timeless beauty of flagstone. The larger scale of Venetian pavers lends itself to both stately residential settings and more expansive commercial applications.



AVAILABLE COLORS



Antique Terra Cotta
Antiqued



Buff/Charcoal
Antiqued




Three Tone Brown-
Antiqued




Winter Blend
Antiqued

*The 12x18 unit is not available in Antique Terra Cotta.

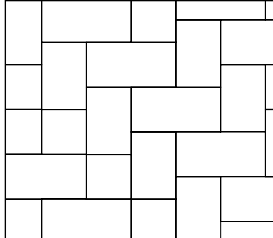
INSTALLATION PATTERNS



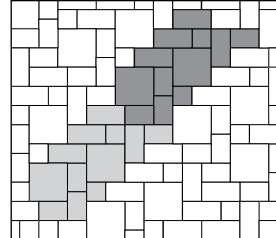
Herringbone
Large Rectangle



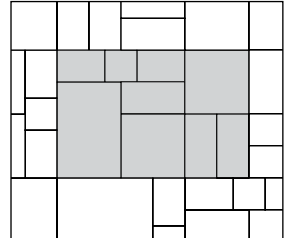
Herringbone
6x6/6x9 Combo



Herringbone
6x6/6x9 (40%), 6x12 (60%)



Random 4-pc
6x6/6x9 (35%), 6x12 (25%),
12x12 (40%)



Random 5-pc
6x6/6x9 (17%), 6x12 (25%),
12x12 (33%), 12x18 (25%)

SPECIFICATIONS

		HEIGHT	DIMENSIONS	WEIGHT	STONES/PALLET	PALLET WT.	STONES/SQ.FT.	SQ.FT./PALLET	PRODUCT NO.
Bundled	6x6	60mm	5 ⁷ / ₈ "W x 5 ⁷ / ₈ "L x 2 ³ / ₈ "H	6.7 lbs	100	2,730 lbs	4	95	#267T (Antiqued)
	6x9	60mm	5 ⁷ / ₈ "W x 8 ⁷ / ₈ "L x 2 ³ / ₈ "H	10.0 lbs	200		2.7		
	6x12	60mm	5 ⁷ / ₈ "W x 11 ¹³ / ₁₆ "L x 2 ³ / ₈ "H	13.4 lbs	200	2,770 lbs	2	96	#269T (Antiqued)
	12x12	60mm	11 ¹³ / ₁₆ "W x 11 ¹³ / ₁₆ "L x 2 ³ / ₈ "H	26.9 lbs	120	3,200 lbs	1	120	#270T (Antiqued)
	12x18	60mm	11 ³ / ₄ "W x 17 ⁵ / ₈ "L x 2 ³ / ₈ "H	40.6 lbs	60	2,500 lbs	.67	90	#265H (Antiqued)

Colors printed here are as true a match as the printing process will allow. For best matching results, please refer to actual samples.



COLORADO BUFF

VINTAGE STONE®

The Vintage Stone product line delivers scale, color, and modular design options for a unique pavement expression. The truly random pattern of Vintage Stone creates an infinite number of impression possibilities, making it one of the most popular design elements for pavements today. Vintage Stone is available in tumbled antiqued texture. Add the Giant Vintage Stone to open up a larger scale for more elegant designs.



AVAILABLE COLORS



Antique Pewter - Antiqued



Charcoal*- Antiqued



Colorado Buff - Antiqued



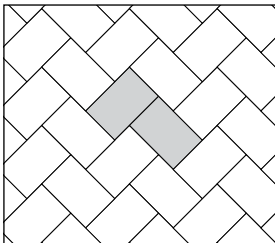
Three Tone Brown - Antiqued



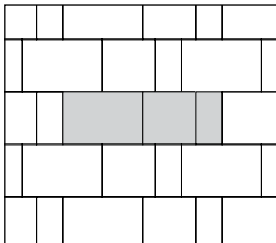
Winter Blend - Antiqued

*Charcoal available for Rectangle only.

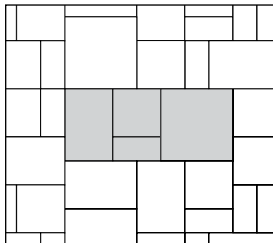
INSTALLATION PATTERNS



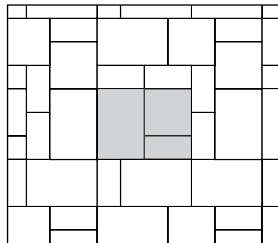
Herringbone
6x9



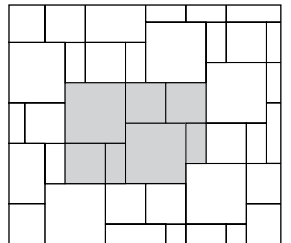
Runner Bond
3x6/6x6/6x9



Random with Giant
3x6/6x6 (20%) 6x9 (50%)
9x9 (30%)



Random without Giant
3x6/6x6 (40%) 6x9 (60%)




Random 3 Piece
3x6/6x6 (67%) 9x9 (53%)

SPECIFICATIONS

		HEIGHT	DIMENSIONS	WEIGHT	STONES/PALLET	PALLET WT.	STONES/SQ.FT.	SQ.FT./PALLET	PRODUCT NO.
Bundled	3x6	60mm	2 ⁷ / ₈ "W x 5 ¹³ / ₁₆ "L x 2 ³ / ₈ "H	3.5 lbs	240	2,850 lbs	8.6	106	#291T (Antiqued)
	6x6	60mm	5 ¹³ / ₁₆ "W x 5 ¹³ / ₁₆ "L x 2 ³ / ₈ "H	6.7 lbs	320		4.2		
	6x9	60mm	5 ¹³ / ₁₆ "W x 8 ³ / ₄ "L x 2 ³ / ₈ "H	10.1 lbs	250	2,575 lbs	2.8	90	#292T (Antiqued)
	9x9	60mm	8 ³ / ₄ "W x 8 ³ / ₄ "L x 2 ³ / ₈ "H	15.4 lbs	200	3,130 lbs	1.8	110	#280T (Antiqued)

Colors printed here are as true a match as the printing process will allow. For best matching results, please refer to actual samples. SPECIAL ORDER - 20 PALLET MINIMUM



REGAL STONE® PRO - ROCKFACE / ADOBE BLEND

The background image shows a multi-story residential building with a terracotta-tiled roof and balconies. In the foreground, there is a retaining wall made of large, rectangular, light-colored stone blocks. A concrete walkway leads up to the wall, and a metal railing is visible on the left. The sky is blue with some clouds.

CONTENTS

RETAINING WALL COLLECTION

STRUCTURAL WALLS

- 51 REGAL STONE PRO® - STRAIGHT
- 53 REGAL STONE PRO® - ROCKFACE 2-PC

LANDSCAPE WALLS

- 55 HARINGTON® 3-pc
- 57 HARINGTON® FREESTANDING 3-pc
- 59 REGAL STONE® - ROCKFACE
- 61 STONEGATE®
- 63 WALL CAPS & CORNERS


Easily estimate how much product you need at:
www.pavestone-estimator.com/denver



BUFF


REGAL STONE PRO® - Straight

The Regal Stone Pro - Straight takes retaining wall construction to a higher level. Architects, engineers, and contractors are choosing Regal Stone Pro to create flexible, cost-effective solutions for a broad range of large commercial, municipal, and residential retaining wall projects. With the rear lip design and a larger facial profile, construction, alignment, and setback are facilitated.




8" Straight Corner*

AVAILABLE COLORS



Buff



Light Brown

*See page 63 for 8" Straight Corner color options.

SPECIFICATIONS

	HEIGHT	WIDTH	DEPTH	WEIGHT	UNITS/PALLET	PALLET WT.	FACE FT./PALLET	BATTER	PRODUCT NO.
Straight	8"	18"	12"	75 lbs	45	3,300 lbs	45	7.1°	#827N
8" Straight Corner	8"	18"	12"	72 lbs	24	1,778 lbs	24	n/a	#WBSRW

Colors printed here are as true a match as the printing process will allow. For best matching results, please refer to actual samples.



ADOBE BLEND (SPECIAL ORDER COLOR)

REGAL STONE PRO® - RockFace 2-pc

Behind the handsome, rugged exterior is a hollow core that lightens the Regal Stone Pro unit for easy handling and installation. Rear lip installation and engineering innovation make Regal Stone Pro the right choice for even the most challenging wall designs and brings the latest look and appeal in architectural design with its addition of the two smaller modular components.



AVAILABLE COLORS



Prairie Brown

*See page 63 for 8" Straight Corner color options.

SPECIFICATIONS

		HEIGHT	WIDTH	DEPTH	WEIGHT	UNITS/PALLET	PALLET WT.	FACE FT./PALLET	BATTER	PRODUCT NO.
Bundled	Small	8"	7"	12"	38 lbs	45	3,675 lbs	45	7.1°	#833N
	Medium	8"	11"	12"	50 lbs	45				
	Large	8"	18"	12"	80 lbs	45	3,515 lbs	45	7.1°	#818N
	8" Straight Corner	8"	18"	12"	72 lbs	24	1,778 lbs	24	n/a	#WBSRW

Colors printed here are as true a match as the printing process will allow. For best matching results, please refer to actual samples.



TAN BROWN

HARINGTON® 3-pc

The Harington 3-pc retaining wall system evokes the texture and look of natural stone, making a striking architectural statement. The hand-hewn facing creates a stone-like appearance while the rear lip eliminates setback and alignment issues to speed construction. Available in blended earth tone colors, these retaining wall units are a reliable, easy-to-install alternative to natural stone walls.



AVAILABLE COLORS



*Large unit sold individually available in Winter Blend only.

SPECIFICATIONS

		HEIGHT	WIDTH	DEPTH	WEIGHT	UNITS/PALLET	PALLET WT.	FACE FT./PALLET	BATTER	PRODUCT NO.
Bundled	Small	6"	6"	12"	28 lbs	20	3,300 lbs	30	10.6°	#876
	Medium	6"	12"	12"	53 lbs	20				
	Large	6"	18"	12"	84 lbs	20				
Large (sold individually)		6"	18"	12"	84 lbs	45	3,800 lbs	34	10.6°	#883
6" Straight Corner		6"	18"	9"	78 lbs	40	3,070 lbs	30	n/a	#110894


Colors printed here are as true a match as the printing process will allow. For best matching results, please refer to actual samples.




SPECIAL ORDER COLOR

HARINGTON® FREESTANDING 3-pc

The Harington Freestanding 3-pc wall is crafted with earthen colors and rough-hewn texture making it a top choice for retaining walls. The units are available in three different sizes, giving wall appearance a more random natural look. Create curved or straight freestanding walls in addition to columns, outdoor kitchens and fire features with this versatile system.



AVAILABLE COLORS



Antique Pewter



Tan Brown



Winter Blend

*Small unit sold individually available in Winter Blend only.

SPECIFICATIONS

		HEIGHT	WIDTH	DEPTH	WEIGHT	UNITS/PALLET	PALLET WT.	FACE FT./PALLET	PRODUCT NO.
Bundled	Small	6"	6"/4"	9"	20 lbs	20	2,800 lbs	30	#889N
	Medium	6"	12"/10"	9"	45 lbs	20			
	Large	6"	18"/16"	9"	75 lbs	20			
Small (sold individually)		6"	6"/4"	9"	20lbs	100	2,000 lbs	21	#891
6" Straight Corner		6"	18"	9"	78 lbs	40	3,070 lbs	30	#110894

Colors printed here are as true a match as the printing process will allow. For best matching results, please refer to actual samples.




ANTIQUE PEWTER

REGAL STONE® - RockFace

With the authentic look of timeworn stone, the Regal Stone - RockFace is both attractive and bold. The rough-hewn face creates walls that are pleasing and functional. The rear lip facilitates construction and ensures proper alignment and a precise setback.



AVAILABLE COLORS



Antique Pewter



Buff/Charcoal



Canyon Blend

SPECIFICATIONS

	HEIGHT	WIDTH	DEPTH	WEIGHT	UNITS/PALLET	PALLET WT.	FACE FT./PALLET	BATTER	PRODUCT NO.
RockFace	6"	16 $\frac{3}{4}$ "	12"	76 lbs	45	3,420 lbs	32	10.6°	#823


Colors printed here are as true a match as the printing process will allow. For best matching results, please refer to actual samples.



ANTIQUE PEWTER

STONEGATE®

Reminiscent of the walls found scattered throughout the European countryside, Keystone's Stonegate features a smooth, weathered stone appearance. Both a backyard and structural solution, Stonegate's refined look combines with unsurpassed design versatility to make it the product of choice for outdoor living projects, freestanding and retaining walls*.



*Retaining walls higher than 3' can be reached with proper engineering and the use of geosynthetic reinforcement.

AVAILABLE COLORS



Antique Pewter



Steamboat Blend

SPECIFICATIONS

		HEIGHT	WIDTH	DEPTH	WEIGHT	UNITS/PALLET	PALLET WT.	FACE FT./PALLET	BATTER	PRODUCT NO.
Bundled	Small	6"	6"/4"	10"	22 lbs	20	2,695 lbs	26 (approx)	0° (middle pin)	#110176T #110176U
	Medium	6"	12"/10"	10"	49 lbs	20			9.5° (outside pin)	
	Large	6"	16"/14"	10"	63 lbs	20				
	Cap	3"	12"	11"	27 lbs	120	3,240 lbs	110 L.F.	n/a	#110177T #110177U

Available in tumbled (T) and untumbled (U).


Unit color, dimensions, weight & availability varies by manufacturer.



TAN BROWN

WALL CAPS & CORNERS

Add the perfect finishing touch of architectural detail with a wall cap. The smaller scale of the cap combines with the larger scale wall unit to give the completed installation a distinctive and unique appearance. The straight corner provides the benefits of constructibility and design versatility.



3" Cap



4" Cap




6" Straight Corner



8" Straight Corner

AVAILABLE COLORS - 3" Cap



Antique Pewter



Buff Charcoal



Canyon Blend



Tan Brown



Winter Blend

AVAILABLE COLORS - 4" Cap and 8" Straight Corner



Buff




Light Brown



Prairie Brown

AVAILABLE COLORS - 6" Straight Corner



Antique Pewter



Tan Brown



Winter Blend

SPECIFICATIONS

	HEIGHT	WIDTH	DEPTH	WEIGHT	UNITS/PALLET	PALLET WT.	LINEAR FT./PALLET	PRODUCT NO.
3" Cap	3"	18"	13½"	58 lbs	48	2,830 lbs	72	#110819
4" Cap	4"	18"	10½"	58.3 lbs	48	2,850 lbs	72	#831
6" Straight Corner	6"	18"	9"	78 lbs	40	3,070 lbs	30	#110894
8" Straight Corner	8"	18"	12"	72 lbs	24	1,778 lbs	24 (face feet)	#WBSRW

Colors printed here are as true a match as the printing process will allow. For best matching results, please refer to actual samples.



RUMBLESTONE® COLLECTION / CAFÉ



CONTENTS

FIRE PIT KITS


- 67 RUMBLESTONE® COLLECTION
- 69 24" ROUND FIRE PIT KIT



CAFÉ

RUMBLESTONE® COLLECTION

Reminiscent of our fondest childhood toys, the innovative RumbleStone collection provides a set of rustic building blocks for your outdoor hardscape projects. Whether your project is simple or complex, large or small, RumbleStone's possibilities for creative expression are as limitless as your inner child's imagination. The seven tumbled RumbleStone sizes can be assembled in an endless variety of configurations and orientations. In addition to simple running bond patterns, the stones can be easily stacked with insets, moved forward and backward, horizontally and vertically, for more aesthetically pleasing visual relief and texture. What will you create?



AVAILABLE COLORS



*The Rectangle and Square Paver units are not available in Winter Blend

SPECIFICATIONS

Round Fire Pit



PRODUCT	PIECES PER PROJECT
Mini	36
Trapezoid	36

1 RumbleStone® Fire Pit Insert - 1x-31/7

Square Fire Pit



PRODUCT	PIECES PER PROJECT
Mini	24
Medium	12
Large	24

RumbleStone® Square Fire Inserts - 417.RJT-IQ-23/8,
Grate - 417.RJT-IQ-A

	HEIGHT	WIDTH	DEPTH	WEIGHT	UNITS/PALLET	PALLET WT.	PRODUCT NO.
Rectangle Paver	1¾"	10"	7"	13.5 lbs	192	1,944 lbs	#909
Square Paver	1¾"	7"	7"	3.37 lbs	288	1,944 lbs	#911
Mini	1¾"	3½"	7"	3.37 lbs	576	1,944 lbs	#913
Medium	3½"	7"	7"	13.5 lbs	144	1,944 lbs	#917
Large	3½"	10½"	7"	20.25 lbs	96	1,944 lbs	#919
Jumbo	3½"	14"	7"	27 lbs	72	2,000 lbs	#921
Trapezoid	3½"	6½" / 10¼"	7"	16.15 lbs	120	1,938 lbs	#923

Colors printed here are as true a match as the printing process will allow. For best matching results, please refer to actual samples.

WARNING: Combustion byproducts produced when using this product include carbon monoxide, a chemical known to the State of California to cause birth defects or other reproductive harm.



ADOBE BLEND (CAP NOT INCLUDED IN FIRE PIT KIT)

24" ROUND FIRE PIT KIT

Fire pits will bring beauty and ambiance to any outdoor living space and will provide years of pleasure to you and your family.



AVAILABLE COLORS



Adobe Blend



Winter Blend

SPECIFICATIONS

PRODUCT	NOMINAL DIMENSIONS	PIECES PER PROJECT	PRODUCT NO.
24" Round Fire Pit Kit	48" Outside Diameter x 24" Inside Diameter	2 layers = 44 pieces of Harington® small units (1) 24" round insert with grate	#496-RPT

WARNING: Combustion byproducts produced when using this product include carbon monoxide, a chemical known to the State of California to cause birth defects or other reproductive harm.

ACCESSORIES



NATURAL LOOK SEALER – Water-based penetrating silicone sealer waterproofs and protects concrete, brick, masonry, pavers, and stucco surfaces. Clear sealer does not change the surface appearance. Seals from water, salts, and oils. UV Resistant.

Use For: Driveways • Patios • Walls • Sidewalks • Pre-stress panels • Retaining walls • Tunnels • Loading docks • Bridge columns • Tunnels • Curbs/steps



WET LOOK HIGH GLOSS SEALER – Water-based penetrating silicone sealer waterproofs and enhances the color of concrete, masonry, brick, paver, and natural stone surfaces. Seals from acids, grease, food stains, oil, salt, and more. UV resistant.

Use For: Decorative concrete • Pavers • Natural stone • Exposed aggregate • Brick • Stucco



POLYURETHANE CONSTRUCTION ADHESIVE – A high performance, construction grade adhesive designed for permanently bonding concrete, brick, marble, stone, wood, aluminum, steel, PVC, and tile.

Use For: Repairing broken concrete • Bonding retaining wall block and caps



POLYMERIC SAND - Polymeric Sand is a precise mixture of polymer binders and clean natural sand. Polymeric Sand will bond with the pavers/stones adding strength to the joint as well as reliability to the pavement system. It is ideal for use on any paver surface such as sloping areas, driveways, patios, pool decks, sidewalks, etc.

Use For: Driveways • Sidewalks • Pool decks • Patios

BEFORE - NO SEALER



AFTER - WITH SEALER



GEOGRID AND EDGE RESTRAINT



EDGE RESTRAINT



GEOGRID



CEMENT & CONCRETE PRODUCTS™

Contact Your Local Representative for availability on the full line of QUIKRETE® products such as bagged concrete mixes, concrete repair products, and masonry products.

COLOR VARIATIONS

As in all natural materials, color in paving stones and wall stones has inherent variations. Paver and wall color is affected by the variances in the raw materials, concrete mixture, moisture content, climactic conditions, and other variations. Therefore, the colors shown are approximate representations of paver and wall colors, but should not be expected to be an exact match of what will be delivered.

THE NATURE OF EFFLORESCENCE

Another cause of color variation in paving stones and wall stones may be the natural phenomenon called efflorescence. Efflorescence, a deposit of white salts consisting of mostly calcium carbonate, may appear as a white powder on the paver or wall surface and in no way affects the structural integrity. This phenomenon occurs in all concrete and although it cannot be completely prevented from occurring, efflorescence generally will weather off and disappear over time or can be removed with cleaners at the job site.





VINTAGE STONE® (SPECIAL ORDER COLORS) & HARINGTON® FREESTANDING / TAN BROWN

NOTICE OF LIMITED WARRANTY: the terms of the Limited Warranty applicable to our products can be found at www.pavestone.com or can be obtained by sending a written request to c/o PAVESTONE, 5 Concourse Parkway, Atlanta, USA.

Manufactured by:

PAVESTONE
11110 Charter Oak Ranch Road
Fountain, CO 80817
Phone: 719-322-0101
Fax: 719-322-0123

PAVESTONE
9401 E. 96th Avenue
Henderson, CO 80640
Phone: 303-287-3700
Fax: 303-287-9759



©2019 The QUIKRETE Companies - Patents Pending. • KHS - 3/19

QUIKRETE and its subsidiaries (collectively QUIKRETE) reserve the right to improve its products and make changes to its specification and design without notice. The information contained herein has been compiled by QUIKRETE and to the best of its knowledge, accurately represents Keystone Hardscapes products and how it may be used in the applications which are illustrated. Site conditions, including load pressures acting on the wall, soil types and drainage conditions, may vary. Final determination of the suitability of the product for the use contemplated and the manner of product use are the sole responsibility of the user. Good construction practices and local building codes require the use of an engineered design when constructing retaining walls or free-standing walls in many conditions. Structural design and analysis should be provided by a qualified engineer.